

### Provisional

### Result List

Stewards / Race Management

STEWARD	Achim Loth
STEWARD	Dennis Broedel
STEWARD	Wieland Unnasch
RACE DIRECTOR	Niels Wittich
CLERK OF THE COURSE	Janko Garbsch
TECHNICAL DELEGATE	Tim Zessack
CHIEF TIMEKEEPER	Steffen Ruhl

Weather Start/Finish

AIR	31.3°C
TRACK	31.9°C
CONDITIONS	Dry
PRESSURE	1000 hPa
AIR	30.2°C
TRACK	31.2°C
CONDITIONS	Dry
PRESSURE	1000 hPa

Track Information

GREEN FLAG	13:08:39
CHEQUERED FLAG	14:10:19
SAFETY CAR PHASE	1
FULL COURSE YELLOW PHASE	0
TRACK NAME	Lausitzring
TRACK LENGTH	3478m
TURN COUNT	12
TOTAL DISTANCE	146.07km
FASTEST LAP:	#32. VAN - 1:22.250

STARTED: 33 CLASSIFIED: 29 NOT CLASSIFIED: 4 DISQUALIFIED: 0

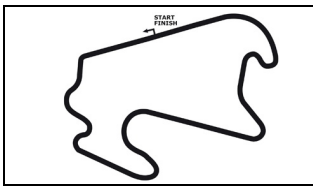
Drivers	Team	Car	Laps	Total Time	Gap	Kph	Lap	Time	Kph
1 32 C.Weerts(BEL)(J)/D.Vanthoor(BEL)	TEAM WRT(BEL)	Audi R8 LMS GT3	42	1:01:40.371		142.1	5	1:22.250	152.2
2 22 L.Stolz(DEU)/M.Engel(DEU)	Toksport WRT(DEU)	Mercedes-AMG GT3EVO	42	1:01:44.170	3.799	142.0	12	1:22.898	151.0
3 99 R.Renauer(DEU)/S.Müller(DEU)	Precote Herberth Motorsport(DEU)	Porsche 911 GT3 R	42	1:01:45.447	5.076	142.0	6	1:23.021	150.8
4 92 M.Ammermüller(DEU)/C.Engelhart(DEU)	SSR Performance(DEU)	Porsche 911 GT3 R	42	1:01:46.498	6.127	141.9	12	1:22.952	150.9
5 31 P.Niederhauser(CHE)/K.van der Linde(ZAF)	RUTRONIK-RACING(DEU)	Audi R8 LMS GT3	42	1:01:49.280	8.909	141.9	9	1:23.007	150.8
6 29 K.Schramm(DEU)(J)/C.Mies(DEU)	Montaplastby Land Motorsport(DEU)	Audi R8 LMS GT3	42	1:01:52.479	12.108	141.8	12	1:23.050	150.7
7 30 R.Ineichen(CHE)(T)/M.Bortolotti(ITA)	TEAM WRT(BEL)	Audi R8 LMS GT3	42	1:01:57.191	16.820	141.6	11	1:22.717	151.3
8 47 I.Dontje(NLD)/M.Götz(DEU)	MANNFILTER-TeamHTP-WINWARD(I	Mercedes-AMG GT3EVO	42	1:01:57.392	17.021	141.6	5	1:23.345	150.2
9 21 J.Eriksson(SWE)/D.Keilwitz(DEU)	TeamZakspeedBKKMobilOilRacing(D	Mercedes-AMG GT3EVO	42	1:01:57.744	17.373	141.7	9	1:23.109	150.6
10 48 P.Ellis(GBR)/R.Marciello(ITA)	KNAUS-TeamHTP-WINWARD(DEU)	Mercedes-AMG GT3EVO	42	1:01:58.133	17.762	141.6	7	1:23.136	150.6
11 18 J.Fittje(DEU)(J)/D.Jahn(DEU)	KÜS TEAM75 Bernhard(DEU)	Porsche 911 GT3 R	42	1:01:58.774	18.403	141.5	7	1:23.359	150.2
12 77 M.Pommer(DEU)/J.Schmidt(CHE)	Callaway Competition(DEU)	Corvette C7 GT3-R	42	1:01:58.968	18.597	141.8	10	1:22.879	151.0
13 36 M.Dienst(DEU)(J)/P.Frommenwiler(CHE)	Schütz Motorsport(DEU)	Mercedes-AMG GT3	42	1:01:59.542	19.171	141.8	11	1:23.584	149.7
14 28 M.Hofer(AUT)/C.Haase(DEU)	Montaplastby Land Motorsport(DEU)	Audi R8 LMS GT3	42	1:02:00.333	19.962	141.6	6	1:23.544	149.8
15 20 M.Wishofer(AUT)(J)/D.Boccolacci(FRA)	TeamZakspeedBKKMobilOilRacing(D	Mercedes-AMG GT3EVO	42	1:02:01.181	20.810	141.7	11	1:23.571	149.8
16 17 K.Bachler(AUT)/S.De Silvestro(CHE)	KÜS TEAM75 Bernhard(DEU)	Porsche 911 GT3 R	42	1:02:01.434	21.063	141.7	11	1:23.484	149.9
17 11 E.Erhart(DEU)(T)/P.Kaffer(DEU)	EFP Car Collection by TECE(DEU)	Audi R8 LMS GT3	42	1:02:01.619	21.248	141.5	5	1:23.547	149.8
18 7 A.Renauer(DEU)/S.Asch(DEU)	Precote Herberth Motorsport(DEU)	Porsche 911 GT3 R	42	1:02:01.945	21.574	141.5	5	1:23.361	150.1
19 82 T.Zimmermann(DEU)(J)/S.Schothorst(NLD)	GRT GRASSERRACINGTEAM(AUT)	LamborghiniHuracanGT3E	42	1:02:02.416	22.045	141.6	19	1:23.419	150.0
20 33 F.Salaquarda(CZE)(T)/F.Stippler(DEU)	Team ISR(CZE)	Audi R8 LMS GT3	42	1:02:02.847	22.476	141.7	11	1:23.052	150.7
21 71 M.Paul(DEU)(J)/N.Langeveld(NLD)	T3-HRT-Motorsport(DEU)	Audi R8 LMS GT3	42	1:02:03.466	23.095	141.6	7	1:23.508	149.9
22 26 R.Feller(CHE)(J)/S.Mücke(DEU)	BWT Mücke Motorsport(DEU)	Audi R8 LMS GT3	42	1:02:03.736	23.365	141.6	23	1:23.521	149.9
23 3 M.Hackländer(DEU)/N.Rogivue(CHE)(J)	Aust Motorsport(DEU)	Audi R8 LMS GT3	42	1:02:06.808	26.437	141.6	15	1:23.567	149.8
24 117 M.Ragginger(AUT)/N.Siedler(AUT)	SpaceDriveRacingoperatedbyKÜSTe	Porsche911GT3R(GEN1)	42	1:02:09.853	29.482	141.4	9	1:23.526	149.9
25 9 A.Read(AUS)(J)/J.Eriksson(SWE)	Schubert Motorsport(DEU)	BMW M6 GT3	42	1:02:12.499	32.128	141.1	5	1:23.506	149.9
26 4 H.von Danwitz(DEU)(J)/R.Frey(CHE)	Aust Motorsport(DEU)	Audi R8 LMS GT3	42	1:02:14.802	34.431	141.2	15	1:23.338	150.2
27 63 A.Costa Balboa(ESP)/F.Perera(FRA)	GRT GRASSERRACINGTEAM(AUT)	LamborghiniHuracanGT3E	41	1:00:23.154	1 LAP	141.8	5	1:22.868	151.0
28 25 I.Waliko(POL)(J)/M.Beckhusen(DEU)(J)	BWT Mücke Motorsport(DEU)	Audi R8 LMS GT3	40	1:02:13.218	2 LAPS	135.8	7	1:24.192	148.7
29 19 N.Lagrange(BEL)/C.Schmid(AUT)	GRT GRASSERRACINGTEAM(AUT)	LamborghiniHuracanGT3E	38	56:38.104	4 LAPS	140.4	14	1:23.479	149.9

Not classified

8 D.Marschall(DEU)(J)/C.Schreiner(DEU)(J)	RUTRONIK-RACING(DEU)	Audi R8 LMS GT3	29	42:24.363	13 LAPS	143.6	23	1:23.380	150.1
72 C.Schöll(AUT)(J)/J.Pepper(ZAF)	T3-HRT-Motorsport(DEU)	Bentley Continental GT3	28	47:30.815	14 LAPS	122.7	6	1:23.491	149.9
14 N.Sylvest(DNK)(J)/J.Klingmann(DEU)	MRS GT-Racing(DEU)	BMW M6 GT3	7	10:22.422	35 LAPS	143.8	5	1:24.270	148.5
10 H.Skoog(SWE)(J)/N.Yelloly(GBR)	Schubert Motorsport(DEU)	BMW M6 GT3	5	7:32.759	37 LAPS	139.7	4	1:23.832	149.3

Fastest lap of the race. Car 32 driver Dries Vanthoor on lap 5. Time 1:22.250, average speed 152.2 km/h.

Subject to final scrutineering!		
Publication time:	Clerk of the Course: Janko Garbsch	Timekeeper: Steffen Ruhl



# ADAC GT Masters

## Lap Chart Race 2

Provisional

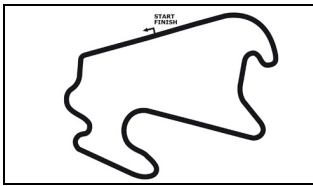


Lausitzring, Length: 3478 m

Sunday, August 2, 2020 13:05:00

LapCha	1	2	3	4	5	6	7	8	9	10	11	12	13	14	15	16	17	18	19	20	21	22	23	24	25	26	27	28	29	30	31	32	33	34	35	36	37	38	39	40	41	42	43	44	45
LAP 1	32	22	99	92	29	63	31	18	30	47	48	10	21	11	7	9	28	72	82	20	17	71	26	36	77	14	19	33	117	4	3	8	.25	SC1											
LAP 2	32	22	99	92	29	63	31	18	30	47	10	48	21	11	7	9	28	72	82	20	17	71	36	77	26	14	19	33	117	3	4	8	25'												
LAP 3	32	22	99	92	29	63	31	18	30	47	10	48	21	11	7	9	28	72	82	20	17	71	36	77	26	14	19	33	117	3	4	8	25'												
LAP 4	32	22	99	92	29	63	31	18	30	47	10	48	21	11	7	9	28	72	82	20	17	71	36	77	26	14	19	117	33	3	4	8	25'												
LAP 5	32	22	99	92	29	63	31	18	30	47	48	21	11	7	9	28	72	82	20	71	17	36	77	26	14	19	117	33	3	4	8	.10	25'												
LAP 6	32	22	99	92	29	63	31	18	30	47	48	21	11	7	9	28	72	82	20	71	17	77	36	26	14	19	117	33	3	4	8	25'													
LAP 7	32	22	99	92	29	63	31	18	30	47	48	21	11	7	9	28	72	82	20	71	17	77	36	26	19	33	117	3	4	8	.14	25'													
LAP 8	32	22	99	92	29	63	31	18	30	47	48	21	11	7	9	28	72	82	20	71	77	17	36	26	19	33	117	4	3	8	25'														
LAP 9	32	22	99	92	29	63	31	30	18	47	48	21	11	7	9	28	72	82	20	77	71	17	36	26	19	33	117	4	3	8	25'														
LAP 10	32	22	99	92	29	63	31	30	18	47	48	21	11	7	9	28	72	82	20	77	71	17	36	26	33	19	117	4	3	8	25'														
LAP 11	32	22	99	92	29	63	31	30	18	47	48	21	11	7	9	28	72	82	20	77	71	17	36	26	33	19	117	4	3	8	25'														
LAP 12	32	22	99	92	29	63	31	30	18	47	48	21	11	7	9	28	72	82	77	20	71	17	36	26	33	19	117	4	3	8	25'														
LAP 13	32	22	99	92	29	63	31	30	18	47	48	21	11	7	9	28	72	82	77	20	71	17	36	26	33	19	4	3	117	8	25'														
LAP 14	32	22	99	92	29	63	31	30	18	47	48	21	11	7	9	28	72	77	82	20	71	17	36	26	33	19	4	3	117	8	25'														
LAP 15	32	22	99	92	29	63	31	30	18	47	48	21	11	7	9	28	72	77	82	20	71	17	36	33	26	19	4	3	117	8	25'														
LAP 16	32	22	99	92	29	63	31	30	18	47	48	21	11	7	9	28	72	77	82	20	71	17	36	33	26	19	4	3	117	8	25'														
LAP 17	32	22	99	92	29	63	31	30	18	47	48	21	11	7	9	28	72	77	82	20	71	17	33	36	26	19	4	3	117	8	25'														
LAP 18	32	22	99	92	29	63	31	30	18	47	48	21	11	7	9	.28	72	82	.77	20	.71	33	.36	19	.17	4	.26	117	.3	8	25'														
LAP 19	32	.22	99	.92	29	31	30	.63	18	47	48	.21	11	7	9	72	82	20	33	19	4	117	28'	77'	71'	36'	17'	26'	3'	8'	25'														
LAP 20	32	99	.29	30	.31	47	.18	.48	11	9	.7	72	82	20	.33	4	19	117	22	92	63	21'	28'	77'	71'	36'	17'	26'	3'	8'	25'														
LAP 21	32	99	30	47	9	.11	72	82	20	4	19	.117	22	92	63	29	31	18'	48'	21'	28'	77'	7'	33'	71'	36'	17'	26'	3'	8'	25'														
LAP 22	32	.99	30	47	9	72	82	20	4	19	22	92	63	29	31	18'	21'	48'	11'	77'	28'	7'	33'	71'	36'	17'	26'	3'	117'	8'	25'														
LAP 23	32	30	47	9	72	.82	.20	19	.4	22	99	92	63	29	31	18'	21'	48'	11'	77'	28'	7'	33'	71'	36'	17'	26'	3'	117'	8'	.25'														
LAP 24	.32	.30	.47	.9	.72	.19	22	99	92	63	29	31	18	21	48	11	77	28	7	82	20	33	71	36	17	26	3	4	117	8	25'														
LAP 25	32	22	99	92	63	30	29	31	47	18	21	48	11	77	28	7	72	9	82	20	33	71	36	17	26	19	3	117	4	8	25'														
LAP 26	32	22	99	92	63	30	29	31	47	21	18	48	77	11	28	7	72	82	20	33	36	71	17	9	26	19	3	117	4	8	25'														
LAP 27	32	22	99	92	63	29	30	31	47	21	18	48	77	11	28	7	72	20	82	36	17	33	71	26	9	19	3	117	4	8	25'														
LAP 28	32	22	99	92	63	29	31	30	47	21	48	18	77	28	11	7	20	36	17	82	33	71	26	9	19	3	117	4	8	25'	.72'														
LAP 29	32	22	99	92	63	29	31	30	47	21	48	18	77	28	11	7	20	36	17	82	33	71	26	9	19	3	117	4	.8	SC1	25'														
LAP 30	32	22	99	92	63	29	31	30	47	21	48	18	77	28	11	7	20	36	17	82	33	71	26	9	19	3	117	4	SC1	25'															
LAP 31	32	22	99	92	63	29	31	30	47	21	48	18	77	28	11	7	20	36	17	82	33	71	26	9	19	3	117	4	25'																
LAP 32	32	22	99	SC1	25'																																								
LAP 32	92	63	29	31	30	47	21	48	18	77	28	11	7	20	36	17	82	33	71	26	9	19	3	117	4	25'																			
LAP 33	32	22	99	92	63	29	31	30	47	21	48	18	77	28	11	7	20	36	17	82	33	71	26	19	9	3	117	4	25'																
LAP 34	32	22	99	92	63	29	31	30	47	21	48	18	77	28	11	20	7	36	17	82	33	71	26	19	9	3	117	4	25'																

.- PIT STOP ' - LAP BEHIND



# ADAC GT Masters

## Lap Chart Race 2

Provisional



Lausitzring, Length: 3478 m

Sunday, August 2, 2020 13:05:00

LapCha	1	2	3	4	5	6	7	8	9	10	11	12	13	14	15	16	17	18	19	20	21	22	23	24	25	26	27	28	29	30	31	32	33	34	35	36	37	38	39	40	41	42	43	44	45											
LAP 35	32	22	99	92	63	29	31	30	47	21	48	18	77	28	11	36	17	20	7	82	33	71	26	19	9	3	117	4	25'																											
LAP 36	32	22	99	92	63	29	31	30	47	21	48	18	77	28	11	36	17	20	7	82	33	71	26	19	9	3	117	4	25'																											
LAP 37	32	22	99	92	63	29	31	30	47	21	48	18	77	28	11	36	17	20	7	82	33	71	26	19	3	9	117	4	25'																											
LAP 38	32	22	99	92	63	31	29	30	47	21	48	18	77	28	11	36	20	17	7	82	33	71	26	3	117	9	4	.19	25'																											
LAP 39	32	22	99	92	63	31	29	30	47	21	48	18	77	28	36	11	20	17	7	82	33	71	26	3	117	9	4	25'																												
LAP 40	32	22	99	92	63	31	29	30	47	21	48	18	77	28	36	11	20	17	7	82	33	71	26	3	117	9	4																													
LAP 41	32	22	99	92	63	31	29	30	47	21	48	18	77	36	28	11	20	17	7	82	33	71	26	3	117	9	4																													
LAP 42	32	22	99	92	31	29	30	47	21	48	18	77	36	28	20	17	11	7	82	33	71	26	3	117	9	4	25	63																												

.- PITSTOP ' - LAP BEHIND



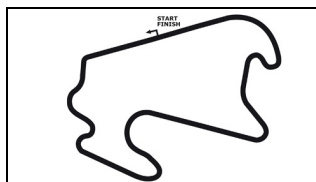












# ADAC GT Masters

## Sector List Race 2



Provisional

Lausitzring, Length: 3478m

Air temperature: 29.48°C

Track temperature: 31.03°C

Weather condition: Dry

**DMSB** Reg. Nr.: R-11752/20

Sunday, August 2, 2020 13:05:00

Lap	Id	Time	SE1	SP1	SE2	SP2	SE3	SP3	TSP	Lap	Id	Time	SE1	SP1	SE2	SP2	SE3	SP3	TSP
15	2	1:24.865	28.006	176	22.439	221	34.420	237	247	36	1	1:24.917	28.468	177	21.901	221	34.548	237	249
16	2	1:23.715	28.017	176	21.529	220	34.169	237	247	37	1	1:24.597	28.174	178	22.111	218	34.312	238	247
17	2	1:24.603	28.109	176	21.711	221	34.783	237	246	38	1	1:24.152	28.136	177	21.590	221	34.426	238	248
18	2	1:26.882	28.049	176	21.773	219	37.060	58	247	39	1	1:24.775	28.232	177	21.909	220	34.634	236	248
19	1	2:24.030	1:27.814	175	21.851	218	34.365	235		40	1	1:24.363	28.264	176	21.695	220	34.404	238	247
20	1	1:24.385	28.142	176	21.566	219	34.677	237	245	41	1	1:24.356	28.066	177	21.765	221	34.525	237	248
21	1	1:24.331	28.503	174	21.565	219	34.263	236	246	42	1	1:24.950	28.323	177	21.782	219	34.845	237	247

### 28 Hofer, AUT(#1) / Haase, DEU(#2)

theoretical besttime: 1:23.462

1	2	1:37.260	38.255	166	23.490	210	35.515	234	209	22	1	1:25.396	29.014	174	21.953	217	34.429	233	242
2	2	1:25.604	28.729	174	22.031	217	34.844	233	243	23	1	1:23.973	28.080	174	21.589	217	34.304	233	243
3	2	1:24.524	28.533	173	21.590	217	34.401	232	242	24	1	1:23.946	27.965	175	21.612	217	34.369	235	244
4	2	1:24.266	28.454	174	21.583	217	34.229	234	242	25	1	1:25.673	29.492	172	21.792	217	34.389	234	244
5	2	1:23.591	27.849	174	21.549	218	34.193	234	243	26	1	1:24.147	28.217	174	21.533	218	34.397	234	242
6	2	1:23.544	27.835	175	21.549	217	34.160	234	244	27	1	1:24.325	28.147	175	21.673	217	34.505	234	243
7	2	1:23.956	28.022	175	21.553	218	34.381	232	243	28	1	1:24.351	28.448	174	21.549	217	34.354	232	244
8	2	1:23.882	27.947	175	21.572	218	34.363	234	243	29	1	1:29.266	28.071	171	26.106	189	35.089	231	243
9	2	1:23.920	28.062	174	21.632	217	34.226	234	242	30	1	1:38.001	28.939	173	22.340	214	46.722	114	240
10	2	1:23.573	27.946	175	21.481	218	34.146	234	243	31	1	2:16.857	45.092	79	37.875	89	53.890	122	117
11	2	1:23.783	27.849	175	21.558	217	34.376	234	243	32	1	1:56.282	41.592	91	32.674	154	42.016	232	130
12	2	1:23.827	27.871	175	21.631	217	34.325	235	244	33	1	1:26.116	29.119	175	22.053	216	34.944	234	241
13	2	1:23.850	28.038	175	21.588	217	34.224	234	244	34	1	1:25.304	28.550	175	22.071	217	34.683	234	244
14	2	1:23.839	27.901	175	21.581	218	34.357	234	244	35	1	1:24.675	28.487	175	21.798	217	34.390	236	244
15	2	1:23.814	27.997	175	21.610	218	34.207	235	244	36	1	1:24.618	28.317	176	21.767	219	34.534	235	246
16	2	1:23.891	28.023	174	21.564	219	34.304	234	244	37	1	1:24.585	28.318	175	21.859	219	34.408	235	245
17	2	1:23.922	28.140	175	21.551	218	34.231	235	244	38	1	1:25.278	28.789	172	21.990	218	34.499	233	245
18	2	1:25.126	27.942	175	21.635	217	35.549	58	244	39	1	1:24.413	28.301	175	21.708	218	34.404	236	245
19	1	2:22.939	1:26.682	173	21.777	216	34.480	231	240	40	1	1:24.717	28.241	176	21.946	218	34.530	233	245
20	1	1:23.920	28.099	174	21.512	217	34.309	231	240	41	1	1:25.092	28.634	176	21.609	219	34.849	232	243
21	1	1:24.703	28.645	173	21.635	217	34.423	234	240	42	1	1:25.584	29.020	175	21.922	217	34.642	230	243

### 29 Schramm, DEU(#1) / Mies, DEU(#2)

theoretical besttime: 1:22.939

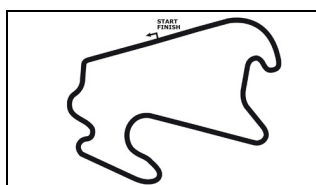
1	2	1:32.363	35.171	171	22.260	214	34.932	232	205	22	1	1:24.739	28.008	175	22.147	217	34.584	232	242
2	2	1:24.497	28.212	174	21.715	217	34.570	232	242	23	1	1:24.437	28.105	175	21.878	216	34.454	232	240
3	2	1:23.967	28.188	175	21.596	218	34.183	234	241	24	1	1:24.138	28.042	174	21.557	217	34.539	234	242
4	2	1:23.250	27.797	175	21.427	219	34.026	233	241	25	1	1:24.383	28.158	175	21.768	217	34.457	234	244
5	2	1:23.106	27.670	175	21.431	217	34.005	234	243	26	1	1:24.559	28.171	175	21.685	218	34.703	234	244
6	2	1:23.283	27.871	175	21.395	218	34.017	234	242	27	1	1:24.423	28.010	175	21.939	216	34.474	233	242
7	2	1:23.341	27.867	175	21.341	218	34.133	233	244	28	1	1:24.122	28.000	174	21.673	218	34.449	232	242
8	2	1:23.164	27.724	176	21.338	219	34.102	233	243	29	1	1:24.905	27.925	175	21.786	216	35.194	232	242
9	2	1:23.083	27.710	176	21.348	218	34.025	232	243	30	1	1:50.211	28.831	176	25.685	138	55.695	121	243
10	2	1:23.418	27.979	175	21.504	219	33.935	233	239	31	1	2:16.307	44.299	98	38.132	90	53.876	97	136
11	2	1:23.320	27.855	176	21.422	219	34.043	234	242	32	1	2:00.016	41.629	75	33.783	147	44.604	231	154
12	2	1:23.050	27.727	176	21.334	219	33.989	234	243	33	1	1:26.202	28.864	175	22.247	217	35.091	233	239
13	2	1:23.117	27.742	176	21.424	217	33.951	233	243	34	1	1:24.754	28.166	175	21.948	215	34.640	234	243
14	2	1:23.750	27.728	177	21.789	218	34.233	234	243	35	1	1:24.603	28.189	175	21.880	218	34.534	233	243
15	2	1:23.547	27.850	175	21.612	217	34.085	233	243	36	1	1:24.234	27.984	177	21.771	216	34.479	234	243
16	2	1:23.345	27.876	176	21.372	218	34.097	234	242	37	1	1:24.402	28.105	176	21.880	218	34.417	231	243
17	2	1:23.430	27.837	176	21.467	218	34.126	233	243	38	1	1:24.690	27.967	176	21.830	217	34.893	234	243
18	2	1:23.596	27.952	175	21.469	218	34.175	233	242	39	1	1:25.000	28.706	176	21.848	217	34.446	233	243
19	2	1:23.635	27.978	175	21.470	217	34.187	233	243	40	1	1:24.284	27.935	176	21.826	218	34.523	233	242
20	2	1:25.502	28.263	174	21.847	217	35.392	59	243	41	1	1:24.029	27.865	175	21.668	217	34.496	233	243
21	1	2:23.660	1:27.149	175	21.693	217	34.818	233		42	1	1:24.617	28.140	176	21.648	217	34.829	232	243

### 30 Ineichen, CHE(#1) / Bortolotti, ITA(#2)

theoretical besttime: 1:22.717

1	2	1:33.677	35.899	172	22.424	216	35.354	232	205	22	2	1:23.690	27.891	175	21.610	217	34.189	234	243
2	2	1:24.834	28.631	175	21.874	217	34.329	233	242	23	2	1:23.458	27.894	175	21.434	218	34.130	234	243
3	2	1:24.183	28.042	176	21.719	217	34.422	234	243	24	2	1:24.135	27.897	175	21.460	218	34.778	58	243
4	2	1:23.610	28.022	175	21.551	217	34.037	234	244	25	1	2:24.486	1:27.783	173	22.113	216	34.590	232	
5	2	1:23.214	27.720	176	21.440	217	34.054	234	243	26	1	1:25.021	28.604	174	21.796	217	34.621	232	242
6	2	1:23.277	27.885	176	21.456	217	33.936	235	244	27	1	1:25.768	28.493	175	22.486	217	34.789	233	242
7	2	1:23.369	27.831	177	21.469	217	34.069	234	245	28	1	1:25.976	28.541	175	22.361	218	35.074	233	243
8	2	1:23.476	27.826	176	21.592	217	34.058	235	244	29	1	1:25.153	28.500	175	21.747	216	34.906	233	243
9	2	1:23.105	27.684	177	21.363	218	34.058	233	244	30	1	1:48.908	28.713	176	25.234	112	54.961	112	242





# ADAC GT Masters

## Sector List Race 2



Provisional

DMSB Reg. Nr.: R-11752/20

Sunday, August 2, 2020 13:05:00

Lausitzring, Length: 3478m  
Air temperature: 29.48°C  
Track temperature: 31.03°C  
Weather condition: Dry

Lap	Id	Time	SE1	SP1	SE2	SP2	SE3	SP3	TSP	Lap	Id	Time	SE1	SP1	SE2	SP2	SE3	SP3	TSP
10	2	1:23.045	27.802	175	21.296	217	33.947	234	242	31	1	2:16.288	45.165	75	37.340	90	53.783	104	129
11	2	<b>1:22.717</b>	<b>27.629</b>	175	<b>21.281</b>	217	<b>33.807</b>	234	243	32	1	1:59.664	41.583	75	33.633	134	44.448	231	146
12	2	1:23.127	27.730	176	21.357	218	34.040	234	244	33	1	1:26.526	29.313	175	22.367	216	34.846	232	241
13	2	1:23.235	27.694	177	21.541	217	34.000	235	243	34	1	1:24.788	28.404	176	21.845	217	34.539	234	243
14	2	1:23.464	27.852	176	21.427	219	34.185	234	244	35	1	1:25.037	28.663	177	21.936	218	34.438	235	243
15	2	1:23.352	27.930	175	21.349	219	34.073	235	243	36	1	1:24.953	28.549	176	21.826	217	34.578	233	244
16	2	1:23.474	27.868	175	21.523	218	34.083	234	244	37	1	1:24.586	28.275	176	21.831	217	34.480	233	243
17	2	1:23.292	27.919	175	21.377	<b>219</b>	33.996	235	244	38	1	1:24.713	28.364	176	21.797	218	34.552	233	243
18	2	1:23.615	27.978	175	21.536	218	34.101	234	245	39	1	1:24.720	28.222	176	21.816	218	34.682	233	242
19	2	1:23.614	27.920	176	21.412	218	34.282	235	244	40	1	1:25.127	28.640	176	21.976	217	34.511	234	243
20	2	1:24.678	28.481	175	21.799	218	34.398	235	245	41	1	1:24.759	28.247	176	21.775	218	34.737	232	243
21	2	1:23.873	28.155	175	21.579	216	34.139	234	<b>245</b>	42	1	1:25.204	28.400	176	22.067	216	34.737	233	242

### 31 Niederhauser, CHE(#1) / van der Linde, ZAF(#2)

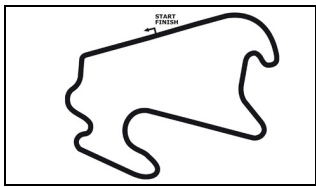
theoretical besttime: 1:22.882

1	2	1:33.104	35.515	172	22.379	215	35.210	232	200	22	1	1:24.858	28.339	175	21.978	217	34.541	234	245
2	2	1:24.522	28.537	175	21.689	218	34.296	233	240	23	1	1:24.394	28.118	176	21.732	220	34.544	234	244
3	2	1:24.242	28.126	176	21.839	215	34.277	233	243	24	1	1:23.953	28.149	175	21.494	220	34.310	237	244
4	2	1:23.469	27.808	175	21.551	218	34.110	234	244	25	1	1:24.483	28.446	175	21.631	219	34.406	237	<b>248</b>
5	2	1:23.091	27.686	176	21.401	217	34.004	234	243	26	1	1:24.670	28.211	176	21.699	219	34.760	236	246
6	2	1:23.365	27.778	176	21.491	217	34.096	234	243	27	1	1:25.015	27.988	176	22.182	219	34.845	235	244
7	2	1:23.184	27.711	176	21.389	219	34.084	234	244	28	1	1:24.284	28.432	175	21.595	218	34.257	233	244
8	2	1:23.183	27.678	176	21.494	218	34.011	235	243	29	1	1:24.990	27.974	175	21.649	217	35.367	234	243
9	2	<b>1:23.007</b>	<b>27.640</b>	177	21.410	<b>219</b>	<b>33.957</b>	235	243	30	1	1:49.887	28.959	175	25.681	120	55.247	125	243
10	2	1:23.213	27.652	177	21.443	<b>220</b>	34.118	234	245	31	1	2:16.192	44.832	81	37.705	86	53.655	102	120
11	2	1:23.327	27.822	177	21.438	220	34.067	235	244	32	1	1:59.482	41.690	83	33.730	145	44.062	234	144
12	2	1:23.156	27.773	177	21.388	219	33.995	235	244	33	1	1:26.223	29.076	175	22.304	215	34.843	236	243
13	2	1:23.374	27.856	177	21.468	218	34.050	234	244	34	1	1:24.854	28.386	177	21.827	218	34.641	235	246
14	2	1:23.361	27.661	<b>177</b>	21.554	218	34.146	234	244	35	1	1:25.445	29.467	176	21.710	219	34.268	235	245
15	2	1:23.506	27.842	176	21.519	219	34.145	235	243	36	1	1:23.498	27.954	177	21.418	220	34.126	235	245
16	2	1:23.393	27.945	176	21.431	219	34.017	234	244	37	1	1:24.206	28.037	177	21.758	219	34.411	236	245
17	2	1:23.418	27.835	176	21.400	219	34.183	235	244	38	1	1:24.293	28.145	176	21.616	220	34.532	233	245
18	2	1:23.600	27.922	176	21.499	219	34.179	235	244	39	1	1:23.965	28.567	176	<b>21.285</b>	<b>220</b>	34.113	234	243
19	2	1:23.782	27.918	177	21.488	218	34.376	234	244	40	1	1:23.320	27.785	177	21.458	220	34.077	234	243
20	2	1:25.131	28.209	176	21.668	217	35.254	59	244	41	1	1:23.057	27.745	177	21.320	219	33.992	234	243
21	1	2:23.214	1:27.213	175	21.591	217	34.410	235		42	1	1:24.569	28.493	174	21.890	218	34.186	234	244

### 32 Weerts, BEL(#1) / Vanthoor, BEL(#2)

theoretical besttime: 1:22.192

1	2	1:29.109	33.061	172	21.694	213	34.354	230	192	22	2	1:22.864	27.545	175	21.292	219	34.027	233	242
2	2	1:23.831	27.921	175	21.625	216	34.285	231	239	23	2	1:22.977	27.629	176	21.319	219	34.029	233	243
3	2	1:23.433	27.804	175	21.456	218	34.173	232	240	24	2	1:24.744	27.764	175	21.485	219	35.495	58	243
4	2	1:22.925	27.719	175	21.225	218	33.981	232	241	25	1	2:21.946	1:26.151	174	21.526	217	34.269	232	
5	2	<b>1:22.250</b>	<b>27.341</b>	175	<b>21.041</b>	218	33.868	232	241	26	1	1:23.829	28.119	175	21.533	217	34.177	232	241
6	2	1:22.456	27.456	175	21.190	219	<b>33.810</b>	232	242	27	1	1:23.309	27.742	175	21.342	218	34.225	232	242
7	2	1:22.533	27.468	176	21.136	218	33.929	232	242	28	1	1:23.606	27.872	176	21.389	219	34.345	232	242
8	2	1:22.473	27.425	175	21.091	<b>219</b>	33.957	232	241	29	1	1:24.222	27.853	175	21.391	217	34.978	205	242
9	2	1:22.719	27.498	176	21.215	218	34.006	231	242	30	1	2:10.572	37.876	123	37.464	133	55.232	140	221
10	2	1:22.568	27.464	176	21.263	218	33.841	232	241	31	1	2:15.751	43.912	115	37.897	130	53.942	135	128
11	2	1:22.563	27.449	176	21.176	219	33.938	233	241	32	1	2:03.556	41.983	122	34.420	134	47.153	226	172
12	2	1:22.544	27.454	175	21.156	219	33.934	232	242	33	1	1:25.073	28.532	175	21.768	216	34.773	231	236
13	2	1:22.866	27.687	176	21.230	218	33.949	233	242	34	1	1:24.471	28.259	175	21.634	217	34.578	231	240
14	2	1:22.452	27.422	<b>176</b>	21.158	218	33.872	232	242	35	1	1:23.718	28.016	175	21.343	218	34.359	232	242
15	2	1:22.710	27.515	176	21.206	219	33.989	232	242	36	1	1:23.771	27.933	176	21.463	219	34.375	231	242
16	2	1:22.637	27.483	176	21.226	219	33.928	232	242	37	1	1:23.620	27.933	175	21.416	219	34.271	231	241
17	2	1:22.798	27.665	176	21.207	219	33.926	232	242	38	1	1:23.414	27.849	175	21.343	219	34.222	231	241
18	2	1:22.848	27.504	176	21.235	218	34.109	232	242	39	1	1:23.410	27.894	176	21.309	219	34.207	232	241
19	2	1:23.019	27.616	175	21.329	218	34.074	232	242	40	1	1:23.196	27.719	176	21.312	218	34.165	232	241
20	2	1:23.051	27.635	175	21.257	219	34.159	232	<b>243</b>	41	1	1:23.750	27.786	175	21.703	215	34.261	232	241
21	2	1:23.277	27.790	175	21.415	217	34.072	233	242	42	1	1:23.510	27.868	176	21.348	217	34.294	231	242



# ADAC GT Masters



## Sector List Race 2

Provisional

**DMSB** Reg. Nr.: R-11752/20

Lausitzring, Length: 3478m  
 Air temperature: 29.48°C  
 Track temperature: 31.03°C  
 Weather condition: Dry

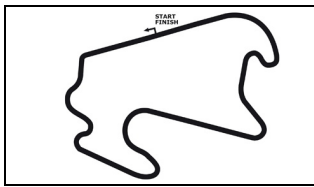
Sunday, August 2, 2020 13:05:00

Lap	Id	Time	SE1	SP1	SE2	SP2	SE3	SP3	TSP	Lap	Id	Time	SE1	SP1	SE2	SP2	SE3	SP3	TSP
<b>33</b> Salaquarda, CZE(#1) / Stippler, DEU(#2)										<b>theoretical besttime: 1:22.917</b>									
1	2	1:41.013	40.005	173	24.070	215	36.938	232	223	22	1	1:24.098	28.301	176	21.681	218	34.116	234	244
2	2	1:26.954	29.663	174	22.160	218	35.131	238	243	23	1	1:23.856	27.953	176	21.632	217	34.271	235	244
3	2	1:24.578	28.663	174	21.477	218	34.438	237	247	24	1	1:24.655	28.008	176	21.644	220	35.003	236	244
4	2	1:26.058	28.393	176	21.626	220	36.039	233	248	25	1	1:24.533	28.751	175	21.555	219	34.227	236	247
5	2	1:24.431	28.333	176	21.929	214	34.169	236	242	26	1	1:25.674	28.325	176	22.013	219	35.336	237	247
6	2	1:24.077	28.093	176	21.639	219	34.345	237	246	27	1	1:26.587	28.573	177	22.263	219	35.751	236	247
7	2	1:24.261	28.388	175	21.810	219	34.063	236	247	28	1	1:26.841	29.611	176	22.306	220	34.924	237	247
8	2	1:23.194	27.851	176	<b>21.291</b>	221	34.052	237	245	29	1	1:31.122	28.962	167	24.157	165	38.003	224	247
9	2	1:23.902	27.917	176	21.600	221	34.385	238	248	30	1	1:31.639	29.544	174	22.936	214	39.159	104	236
10	2	1:23.639	28.026	177	21.673	218	<b>33.940</b>	236	248	31	1	2:16.914	45.691	88	37.327	92	53.896	109	136
11	2	<b>1:23.052</b>	27.734	176	21.346	220	33.972	237	245	32	1	1:53.868	41.939	74	32.589	102	39.340	235	107
12	2	1:23.337	27.764	176	21.524	219	34.049	237	247	33	1	1:26.437	29.016	174	22.144	218	35.277	236	244
13	2	1:23.766	<b>27.686</b>	<b>177</b>	21.463	222	34.617	238	247	34	1	1:24.793	28.633	175	21.687	219	34.473	237	246
14	2	1:23.916	27.979	177	21.708	221	34.229	238	248	35	1	1:26.164	29.041	176	22.472	220	34.651	238	247
15	2	1:23.721	27.939	177	21.713	221	34.069	237	248	36	1	1:24.703	28.551	177	21.577	221	34.575	237	248
16	2	1:23.513	27.991	176	21.500	221	34.022	237	247	37	1	1:24.497	28.437	176	21.623	221	34.437	238	247
17	2	1:24.148	28.438	175	21.596	220	34.114	237	248	38	1	1:24.272	28.214	176	21.695	221	34.363	239	247
18	2	1:24.275	28.101	176	21.806	220	34.368	236	248	39	1	1:24.746	28.443	176	21.660	223	34.643	237	<b>249</b>
19	2	1:23.161	27.766	177	21.313	221	34.082	236	245	40	1	1:24.256	28.231	175	21.619	221	34.406	238	247
20	2	1:25.479	27.993	176	21.554	219	35.932	58	247	41	1	1:24.417	28.327	176	21.473	221	34.617	237	248
21	1	2:23.393	1:27.164	174	21.721	217	34.508	234		42	1	1:24.907	28.395	177	21.656	220	34.856	238	247

Lap	Id	Time	SE1	SP1	SE2	SP2	SE3	SP3	TSP	Lap	Id	Time	SE1	SP1	SE2	SP2	SE3	SP3	TSP
<b>36</b> Dienst, DEU(#1) / Frommenwiler, CHE(#2)										<b>theoretical besttime: 1:23.394</b>									
1	2	1:39.535	39.992	171	23.714	214	35.829	234	218	22	1	1:23.967	28.242	177	21.633	220	34.092	235	245
2	2	1:25.626	29.309	176	21.766	219	34.551	236	244	23	1	1:23.836	28.212	176	<b>21.412</b>	<b>220</b>	34.212	236	245
3	2	1:24.919	28.626	177	21.751	220	34.542	236	247	24	1	1:23.678	28.066	177	21.445	220	34.167	237	245
4	2	1:24.872	28.553	175	22.164	218	34.155	236	247	25	1	1:24.703	28.451	177	21.747	221	34.505	236	247
5	2	1:24.049	28.281	177	21.549	219	34.219	236	245	26	1	1:25.026	28.546	177	21.679	219	34.801	236	246
6	2	1:24.169	28.200	177	21.630	218	34.339	235	247	27	1	1:25.843	28.517	177	22.245	217	35.081	238	247
7	2	1:23.802	28.373	176	21.465	220	<b>33.964</b>	237	245	28	1	1:25.895	28.965	176	22.512	218	34.418	235	<b>248</b>
8	2	1:24.495	28.320	178	21.773	220	34.402	237	248	29	1	1:26.614	28.214	164	23.343	185	35.057	234	245
9	2	1:23.987	28.238	177	21.507	221	34.242	236	247	30	1	1:34.586	29.376	175	22.325	217	42.885	110	240
10	2	1:23.918	28.134	177	21.540	221	34.244	237	246	31	1	2:17.027	45.449	80	37.867	103	53.711	108	116
11	2	<b>1:23.584</b>	<b>28.018</b>	177	21.463	220	34.103	237	247	32	1	1:54.294	42.126	76	32.652	122	39.516	235	121
12	2	1:24.047	28.170	176	21.569	221	34.308	237	247	33	1	1:26.191	29.383	176	22.085	218	34.723	238	245
13	2	1:24.352	28.056	177	21.856	218	34.440	237	247	34	1	1:25.251	28.769	177	21.735	220	34.747	231	248
14	2	1:23.846	28.142	177	21.550	220	34.154	237	247	35	1	1:25.858	29.842	177	21.642	220	34.374	236	241
15	2	1:23.995	28.181	177	21.465	<b>221</b>	34.349	237	248	36	1	1:23.918	28.179	178	21.470	220	34.269	237	246
16	2	1:23.850	28.116	177	21.539	221	34.195	237	246	37	1	1:24.097	28.315	177	21.570	220	34.212	237	246
17	2	1:25.266	28.668	176	22.074	220	34.524	236	247	38	1	1:24.409	28.285	177	21.769	221	34.355	238	247
18	2	1:26.370	28.333	177	21.849	218	36.188	58	247	39	1	1:24.413	28.661	178	21.546	220	34.206	237	246
19	1	2:23.447	1:27.047	176	21.792	218	34.608	234		40	1	1:24.364	28.280	177	21.749	221	34.335	237	247
20	1	1:23.925	28.294	177	21.436	219	34.195	235	244	41	1	1:24.951	28.774	178	21.731	221	34.446	234	246
21	1	1:23.711	28.144	177	21.453	218	34.114	235	244	42	1	1:24.856	28.712	177	21.709	219	34.435	237	244

Lap	Id	Time	SE1	SP1	SE2	SP2	SE3	SP3	TSP	Lap	Id	Time	SE1	SP1	SE2	SP2	SE3	SP3	TSP
<b>47</b> Dontje, NLD(#1) / Götz, DEU(#2)										<b>theoretical besttime: 1:23.207</b>									
1	2	1:33.874	36.068	174	22.456	217	35.350	234	210	22	2	1:23.600	27.947	176	21.496	220	34.157	235	244
2	2	1:24.986	28.789	176	21.672	219	34.525	234	243	23	2	1:23.760	28.045	177	21.518	220	34.197	236	245
3	2	1:24.262	28.171	176	21.660	218	34.431	235	244	24	2	1:25.610	28.119	177	21.819	218	35.672	59	245
4	2	1:23.692	28.072	177	21.536	219	34.084	235	245	25	1	2:23.825	1:28.002	176	21.573	219	34.250	234	
5	2	<b>1:23.345</b>	27.846	177	21.495	219	<b>34.004</b>	234	245	26	1	1:24.149	28.351	177	21.543	219	34.255	234	243
6	2	1:23.397	27.980	175	21.402	218	34.015	235	244	27	1	1:24.042	28.180	177	21.569	219	34.293	233	243
7	2	1:23.355	27.857	177	21.399	219	34.099	234	244	28	1	1:24.161	28.296	177	21.561	220	34.304	234	243
8	2	1:23.363	27.881	176	21.448	219	34.034	235	244	29	1	1:25.277	28.288	177	21.933	216	35.056	234	244
9	2	1:23.402	<b>27.807</b>	177	21.439	218	34.156	235	245	30	1	1:47.417	29.127	176	23.414	126	54.876	114	244
10	2	1:23.842	28.272	177	21.492	219	34.078	235	245	31	1	2:16.073	44.846	79	37.367	95	53.860	128	114
11	2	1:23.840	28.140	177	21.624	218	34.076	235	245	32	1	1:58.832	41.222	79	34.022	136	43.588	233	133
12	2	1:23.615	28.098	177	<b>21.396</b>	219	34.121	235	245	33	1	1:26.762	29.274	176	22.525	217	34.963	235	243
13	2	1:23.845	28.197	178	21.571	219	34.077	<b>236</b>	244	34	1	1:24.848	28.443	177	21.821	219	34.584	235	245
14	2	1:24.283	28.241	<b>178</b>	21.647	219	34.395	236	245	35	1	1:24.958	28.611	177	21.893	220	34.454	236	245
15	2	1:23.967	28.229	178	21.588	<b>220</b>	34.150	235	245	36	1	1:24.734	28.367	178	21.910	220	34.457	236	245
16	2	1:23.625	28.191	177	21.407	220	34.027	235	244	37	1	1:24.595	28.436	177	21.757	220	34.402	236	<b>246</b>





# ADAC GT Masters

## Sector List Race 2



Provisional

Lausitzring, Length: 3478m  
 Air temperature: 29.48°C  
 Track temperature: 31.03°C  
 Weather condition: Dry

**DMSB** Reg. Nr.: R-11752/20

Sunday, August 2, 2020 13:05:00

Lap	Id	Time	SE1	SP1	SE2	SP2	SE3	SP3	TSP	Lap	Id	Time	SE1	SP1	SE2	SP2	SE3	SP3	TSP
17	2	1:24.161	28.079	177	21.757	217	34.325	235	245	38	1	1:24.730	28.589	177	21.725	220	34.416	236	245
18	2	1:23.920	28.212	177	21.448	220	34.260	235	244	39	1	1:24.582	28.343	177	21.710	220	34.529	236	245
19	2	1:23.668	27.978	178	21.520	220	34.170	235	244	40	1	1:25.272	28.716	177	22.067	219	34.489	235	246
20	2	1:24.288	28.239	177	21.812	218	34.237	234	244	41	1	1:24.806	28.460	177	21.716	219	34.630	234	245
21	2	1:23.539	27.879	177	21.449	220	34.211	235	244	42	1	1:25.090	28.554	177	21.803	219	34.733	235	245

### 48 Ellis, GBR(#1) / Marciello, ITA(#2)

**theoretical besttime: 1:23.094**

1	2	1:34.400	36.374	174	22.524	217	35.502	231	206	22	1	1:25.287	28.660	172	22.028	219	34.599	233	242
2	2	1:25.643	29.071	175	21.975	217	34.597	231	237	23	1	1:24.253	28.315	176	21.574	220	34.364	234	243
3	2	1:24.618	28.146	175	21.588	217	34.884	232	241	24	1	1:23.901	28.182	176	21.428	220	34.291	233	243
4	2	1:23.594	27.985	176	21.452	218	34.157	233	242	25	1	1:24.654	28.417	176	21.693	219	34.544	235	243
5	2	1:23.566	27.924	176	21.562	217	34.080	232	242	26	1	1:24.816	28.347	177	21.782	219	34.687	235	244
6	2	1:23.208	27.810	176	21.343	217	34.055	233	242	27	1	1:24.530	28.336	177	21.629	219	34.565	234	244
7	2	<b>1:23.136</b>	<b>27.768</b>	177	21.353	217	<b>34.015</b>	232	242	28	1	1:24.554	28.344	176	21.675	220	34.535	233	244
8	2	1:23.231	27.810	177	21.362	217	34.059	233	242	29	1	1:26.833	28.281	176	21.897	214	36.655	232	243
9	2	1:23.261	27.802	176	<b>21.311</b>	218	34.148	232	243	30	1	1:43.369	29.666	174	22.493	215	51.210	115	242
10	2	1:23.526	27.878	175	21.490	218	34.158	233	242	31	1	2:16.064	44.901	79	37.671	92	53.492	125	115
11	2	1:23.927	27.985	176	21.527	217	34.415	233	243	32	1	1:58.264	41.643	89	33.466	142	43.155	232	105
12	2	1:23.679	27.988	177	21.433	218	34.258	233	242	33	1	1:26.600	29.271	175	22.278	218	35.051	234	242
13	2	1:23.803	27.989	177	21.497	218	34.317	233	243	34	1	1:25.076	28.458	177	21.859	220	34.759	235	244
14	2	1:24.014	28.077	177	21.517	218	34.420	233	242	35	1	1:24.835	28.558	177	21.646	221	34.631	235	<b>245</b>
15	2	1:24.055	28.144	176	21.635	218	34.276	233	242	36	1	1:24.727	28.424	177	21.737	221	34.566	234	245
16	2	1:23.866	28.101	176	21.566	219	34.199	233	243	37	1	1:24.584	28.411	178	21.655	221	34.518	234	244
17	2	1:23.871	27.972	176	21.514	219	34.385	234	243	38	1	1:24.856	28.594	175	21.525	221	34.737	235	244
18	2	1:24.074	28.177	176	21.552	219	34.345	234	243	39	1	1:24.526	28.349	177	21.656	221	34.521	234	244
19	2	1:23.975	28.033	177	21.634	219	34.308	232	243	40	1	1:25.114	28.564	177	21.729	220	34.821	234	244
20	2	1:24.867	28.189	175	21.588	218	35.090	59	242	41	1	1:24.535	28.374	176	21.652	221	34.509	234	244
21	1	2:23.200	1:26.912	176	21.755	218	34.533	233		42	1	1:25.241	28.873	177	21.625	221	34.743	235	245

### 63 Costa Balboa, ESP(#1) / Perera, FRA(#2)

**theoretical besttime: 1:22.823**

1	2	1:32.681	35.296	173	22.358	216	35.027	234	199	22	1	1:23.469	27.889	177	21.517	219	34.063	235	245
2	2	1:24.373	28.270	176	21.707	218	34.396	236	244	23	1	1:23.367	27.938	176	21.507	219	33.922	235	245
3	2	1:24.120	28.224	177	21.806	218	34.090	236	245	24	1	1:23.463	27.944	176	21.404	219	34.115	235	245
4	2	1:23.462	27.833	176	21.436	219	34.193	235	246	25	1	1:23.723	28.017	176	21.447	219	34.259	236	244
5	2	<b>1:22.868</b>	<b>27.629</b>	176	<b>21.334</b>	219	33.905	236	245	26	1	1:23.525	27.952	177	21.546	218	34.027	236	245
6	2	1:23.553	27.884	177	21.576	218	34.093	236	247	27	1	1:23.681	27.957	177	21.536	219	34.188	236	246
7	2	1:23.164	27.711	177	21.486	218	33.967	236	245	28	1	1:23.808	28.069	177	21.636	218	34.103	236	246
8	2	1:23.172	27.882	176	21.380	219	33.910	236	246	29	1	1:25.124	28.121	177	21.727	217	35.276	235	246
9	2	1:23.035	27.780	177	21.382	219	33.873	235	247	30	1	1:56.908	28.888	175	32.260	115	55.760	112	245
10	2	1:23.342	27.844	177	21.577	219	33.921	237	245	31	1	2:15.986	44.188	82	37.999	87	53.799	106	128
11	2	1:23.494	28.026	177	21.418	219	34.050	236	247	32	1	2:00.369	41.677	78	33.794	144	44.898	234	149
12	2	1:23.026	27.721	177	21.362	219	33.943	236	247	33	1	1:25.905	28.891	177	22.280	218	34.734	236	244
13	2	1:23.112	27.775	178	21.477	219	<b>33.860</b>	236	246	34	1	1:24.571	28.398	177	21.879	217	34.294	237	247
14	2	1:23.607	27.715	<b>178</b>	21.702	219	34.190	236	247	35	1	1:24.229	28.344	177	21.824	220	34.061	237	<b>248</b>
15	2	1:23.594	27.862	177	21.666	219	34.066	236	246	36	1	1:23.912	28.139	178	21.603	220	34.170	236	247
16	2	1:23.301	27.854	178	21.436	220	34.011	236	246	37	1	1:23.917	28.255	178	21.653	219	34.009	236	247
17	2	1:23.419	27.883	177	21.516	219	34.020	236	247	38	1	1:24.429	28.151	178	21.971	219	34.307	236	247
18	2	1:23.689	27.898	177	21.677	219	34.114	237	247	39	1	1:23.759	28.076	177	21.613	221	34.070	236	245
19	2	1:25.117	28.000	177	21.423	220	35.694	55	247	40	1	1:23.639	27.882	177	21.690	220	34.067	237	247
20	1	2:21.886	1:26.388	175	21.461	217	34.037	235		41	1	1:23.692	28.061	177	21.541	221	34.090	236	247
21	1	1:23.663	28.032	177	21.470	218	34.161	235	245	42			29.973	172	23.686	210			246

### 71 Paul, DEU(#1) / Langeveld, NLD(#2)

**theoretical besttime: 1:23.381**

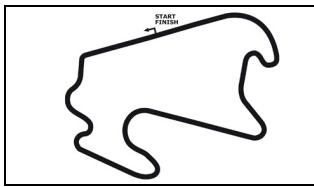
1	2	1:39.096	39.373	168	23.651	213	36.072	232	211	22	1	1:24.317	28.249	176	21.777	219	34.291	233	244
2	2	1:25.861	28.903	173	22.089	216	34.869	233	243	23	1	1:23.612	<b>27.832</b>	<b>175</b>	21.609	219	34.171	235	244
3	2	1:24.832	28.520	173	21.744	217	34.568	234	244	24	1	1:24.740	28.106	176	21.629	218	35.005	234	244
4	2	1:24.524	28.125	173	21.890	217	34.509	234	244	25	1	1:24.905	28.630	175	21.799	219	34.476	235	244
5	2	1:23.847	27.933	174	21.659	217	34.255	234	244	26	1	1:25.702	28.460	175	21.616	219	35.626	234	244
6	2	1:23.559	27.886	174	21.513	217	34.160	234	244	27	1	1:26.190	29.331	175	21.586	219	35.273	235	244
7	2	<b>1:23.508</b>	27.841	175	<b>21.419</b>	217	34.248	234	244	28	1	1:26.880	29.550	175	22.526	215	34.804	235	245
8	2	1:24.037	28.015	175	21.559	218	34.463	236	244	29	1	1:31.358	28.922	173	24.188	172	38.248	210	244
9	2	1:24.894	28.414	175	21.969	216	34.511	231	243	30	1	1:31.810	29.313	175	23.021	211	39.476	111	223
10	2	1:24.005	28.277	175	21.598	218	<b>34.130</b>	234	240	31	1	2:16.885	45.663	79	37.342	90	53.880	117	124
11	2	1:23.817	27.936	173	21.563	217	34.318	233	244	32	1	1:53.475	41.769	73	32.575	109	39.131	234	107

ver: 1.0

www.adac.de/motorsport

Page 9/ 12 printed: 2.8.2020 14:15





# ADAC GT Masters

## Sector List Race 2

Provisional



Lausitzring, Length: 3478m  
Air temperature: 29.48°C  
Track temperature: 31.03°C  
Weather condition: Dry

DMSB Reg. Nr.: R-11752/20

Sunday, August 2, 2020 13:05:00

Lap	Id	Time	SE1	SP1	SE2	SP2	SE3	SP3	TSP	Lap	Id	Time	SE1	SP1	SE2	SP2	SE3	SP3	TSP
12	2	1:23.888	28.009	175	21.588	218	34.291	235	243	33	1	1:26.262	28.983	176	22.122	217	35.157	236	243
13	2	1:24.325	28.074	175	21.661	217	34.590	234	244	34	1	1:25.137	28.692	176	22.193	216	34.252	235	245
14	2	1:23.809	27.928	175	21.515	217	34.366	235	244	35	1	1:25.955	28.761	176	22.375	219	34.819	236	245
15	2	1:23.998	28.023	174	21.539	218	34.436	234	245	36	1	1:24.655	28.485	175	21.677	219	34.493	236	245
16	2	1:24.180	28.131	174	21.657	218	34.392	235	244	37	1	1:24.667	28.367	176	22.052	218	34.248	236	245
17	2	1:24.216	28.130	175	21.582	217	34.504	234	244	38	1	1:24.206	28.045	175	21.716	218	34.445	236	245
18	2	1:25.184	27.960	175	21.678	218	35.546	60	244	39	1	1:24.706	28.353	176	21.808	219	34.545	236	246
19	1	2:24.636	1:28.070	172	22.014	216	34.552	232		40	1	1:24.226	28.122	176	21.792	217	34.312	236	245
20	1	1:23.879	28.116	175	21.510	217	34.253	232	241	41	1	1:24.381	28.268	176	21.615	218	34.498	236	244
21	1	1:24.113	28.023	175	21.708	216	34.382	234	242	42	1	1:25.189	28.318	176	21.843	219	35.028	236	245

### 72 Schöll, AUT(#1) / Pepper, ZAF(#2)

theoretical besttime: 1:23.346

1	2	1:37.597	38.672	168	23.142	211	35.783	233	219	15	2	1:23.920	28.151	176	21.547	222	34.222	237	247
2	2	1:25.342	28.924	174	21.772	221	34.646	237	244	16	2	1:23.756	28.108	176	21.537	221	34.111	237	247
3	2	1:24.590	28.712	175	21.734	220	34.144	237	246	17	2	1:24.522	28.685	176	21.719	220	34.118	237	248
4	2	1:24.417	28.633	175	21.605	221	34.179	235	248	18	2	1:24.074	28.338	176	21.558	221	34.178	236	247
5	2	1:23.757	28.208	175	21.453	221	34.096	235	245	19	2	1:23.922	28.110	176	21.575	221	34.237	236	247
6	2	1:23.491	28.110	176	21.489	220	33.892	237	245	20	2	1:24.877	28.789	175	21.844	220	34.244	236	247
7	2	1:23.876	28.205	175	21.609	220	34.062	236	247	21	2	1:24.255	28.119	175	21.714	220	34.422	235	246
8	2	1:23.832	28.162	175	21.447	221	34.223	235	247	22	2	1:24.177	28.280	175	21.667	221	34.230	235	246
9	2	1:23.926	28.331	177	21.536	221	34.059	237	245	23	2	1:24.064	28.293	177	21.542	222	34.229	236	246
10	2	1:23.847	28.089	176	21.556	222	34.202	236	248	24	2	1:24.971	28.206	176	21.532	222	35.233	59	246
11	2	1:23.735	28.127	175	21.534	221	34.074	236	246	25	1	2:25.997	1:27.963	172	23.085	219	34.949	236	
12	2	1:23.802	28.209	176	21.544	221	34.049	237	247	26	1	1:27.051	29.924	174	22.302	218	34.825	235	247
13	2	1:23.878	28.007	177	21.600	221	34.271	236	247	27	1	1:26.707	28.940	174	22.205	219	35.562	234	245
14	2	1:23.831	28.121	176	21.614	221	34.096	237	247	28	1	8:18.601	29.281	173	6:58.024	129	51.296	59	244

### 77 Pommer, DEU(#1) / Schmidt, CHE(#2)

theoretical besttime: 1:22.794

1	2	1:40.131	39.557	175	23.726	217	36.848	239	225	22	1	1:24.415	28.732	179	21.694	222	33.989	239	250
2	2	1:25.858	29.460	182	22.015	221	34.383	241	247	23	1	1:23.893	28.047	182	21.553	224	34.293	239	248
3	2	1:24.274	28.287	180	21.593	221	34.394	242	248	24	1	1:24.316	28.354	182	21.500	223	34.462	241	248
4	2	1:24.889	28.513	180	22.099	218	34.277	241	251	25	1	1:24.572	28.363	183	21.902	223	34.307	242	249
5	2	1:24.081	28.254	180	21.615	223	34.212	241	251	26	1	1:24.030	28.346	181	21.538	222	34.146	239	244
6	2	1:23.843	28.140	180	21.634	223	34.069	237	251	27	1	1:23.571	28.089	182	21.586	223	33.896	238	248
7	2	1:23.350	27.940	180	21.308	224	34.102	241	246	28	1	1:23.837	28.250	181	21.547	223	34.040	238	248
8	2	1:22.902	27.916	181	21.287	223	33.699	241	250	29	1	1:30.412	28.274	182	27.581	197	34.557	232	248
9	2	1:24.767	28.465	181	21.918	220	34.384	240	249	30	1	1:38.726	29.052	181	22.159	200	47.515	117	242
10	2	1:22.879	27.887	182	21.310	223	33.682	241	247	31	1	2:17.053	45.214	78	37.936	92	53.903	127	116
11	2	1:23.160	27.873	182	21.373	224	33.914	242	249	32	1	1:56.594	41.446	87	32.881	129	42.267	236	133
12	2	1:24.050	28.698	182	21.408	221	33.944	240	249	33	1	1:26.031	29.234	182	22.115	222	34.682	240	245
13	2	1:23.531	27.827	180	21.885	222	33.819	241	249	34	1	1:25.336	28.951	182	21.945	221	34.440	241	248
14	2	1:23.199	27.825	181	21.401	223	33.973	241	251	35	1	1:24.762	28.575	182	21.770	224	34.417	241	251
15	2	1:23.290	27.977	180	21.435	224	33.878	241	250	36	1	1:24.624	28.521	183	21.718	224	34.385	241	248
16	2	1:23.630	28.117	181	21.513	223	34.000	242	250	37	1	1:24.691	28.632	183	21.755	222	34.304	242	249
17	2	1:24.563	28.680	182	21.836	222	34.047	241	251	38	1	1:25.053	29.064	181	21.754	224	34.235	241	251
18	1	1:25.690	28.300	180	21.745	221	35.645	59	249	39	1	1:24.577	28.549	184	21.731	223	34.297	241	250
19	1	2:22.255	1:26.874	180	21.433	222	33.948	238		40	1	1:24.756	28.511	183	21.966	222	34.279	240	250
20	1	1:23.287	28.015	181	21.475	222	33.797	239	247	41	1	1:25.000	28.716	182	21.591	225	34.693	239	248
21	1	1:24.212	28.431	180	21.759	222	34.022	242	248	42	1	1:24.878	28.738	182	21.683	223	34.457	240	248

### 82 Zimmermann, DEU(#1) / Schothorst, NLD(#2)

theoretical besttime: 1:23.392

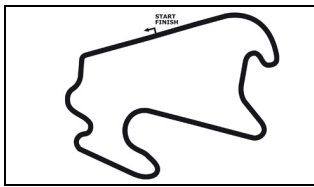
1	2	1:38.253	38.540	171	23.532	214	36.181	234	211	22	2	1:24.140	28.077	176	21.804	217	34.259	234	246
2	2	1:25.386	28.691	175	22.060	217	34.635	233	244	23	2	1:25.272	28.182	176	21.701	219	35.389	55	244
3	2	1:24.689	28.429	176	21.968	216	34.292	236	243	24	1	2:24.061	1:28.061	173	21.789	218	34.211	236	
4	2	1:24.056	28.276	175	21.650	219	34.130	236	246	25	1	1:25.791	28.551	175	22.319	217	34.921	237	246
5	2	1:23.954	28.166	175	21.663	218	34.125	236	245	26	1	1:26.776	29.528	174	22.462	216	34.786	235	247
6	2	1:23.515	27.886	176	21.556	218	34.073	236	246	27	1	1:26.891	28.856	174	22.389	215	35.646	236	245
7	2	1:23.769	28.124	174	21.546	219	34.099	236	247	28	1	1:26.976	29.750	177	22.565	218	34.661	236	246
8	2	1:23.763	28.005	176	21.675	219	34.083	236	246	29	1	1:28.070	28.850	173	23.085	169	36.135	234	247
9	2	1:24.049	28.175	176	21.743	217	34.131	236	245	30	1	1:34.034	30.057	173	23.224	214	40.753	102	245
10	2	1:23.774	28.030	176	21.593	219	34.151	236	246	31	1	2:16.937	45.656	106	37.283	106	53.998	111	148
11	2	1:23.912	27.918	176	21.753	218	34.241	235	246	32	1	1:54.574	42.057	76	32.927	103	39.590	232	117
12	2	1:23.815	28.036	177	21.608	218	34.171	237	246	33	1	1:26.169	28.957	176	22.297	216	34.915	235	242
13	2	1:23.959	27.949	176	21.920	216	34.090	236	247	34	1	1:24.785	28.337	177	22.077	217	34.371	237	246

ver: 1.0

[www.adac.de/motorsport](http://www.adac.de/motorsport)

Page 10/ 12 printed: 2.8.2020 14:15





# ADAC GT Masters

## Sector List Race 2

Provisional



Lausitzring, Length: 3478m  
 Air temperature: 29.48°C  
 Track temperature: 31.03°C  
 Weather condition: Dry

**DMSB** Reg. Nr.: R-11752/20

Sunday, August 2, 2020 13:05:00

Lap	Id	Time	SE1	SP1	SE2	SP2	SE3	SP3	TSP	Lap	Id	Time	SE1	SP1	SE2	SP2	SE3	SP3	TSP
14	2	1:24.083	27.982	177	21.710	218	34.391	233	247	35	1	1:26.435	29.446	176	22.482	219	34.507	237	247
15	2	1:24.304	28.527	176	21.686	220	34.091	237	243	36	1	1:24.701	28.382	177	21.846	219	34.473	236	248
16	2	1:23.493	<b>27.877</b>	177	21.509	221	34.107	237	247	37	1	1:24.385	28.337	176	21.788	219	34.260	237	246
17	2	1:24.286	28.119	176	21.792	219	34.375	237	247	38	1	1:24.388	28.288	177	21.816	219	34.284	237	247
18	2	1:24.303	28.004	176	21.844	219	34.455	236	248	39	1	1:24.615	28.440	177	21.859	221	34.316	237	<b>248</b>
19	<b>2</b>	<b>1:23.419</b>	27.898	176	<b>21.442</b>	219	34.079	235	246	40	<b>1</b>	1:24.306	28.243	177	21.813	218	34.250	238	247
20	2	1:24.639	28.298	174	22.049	216	34.292	236	246	41	1	1:24.415	28.233	178	21.842	220	34.340	237	248
21	2	1:24.350	28.206	175	21.781	217	34.363	236	245	42	1	1:24.924	28.335	177	21.947	219	34.642	238	248

### 92 Ammermüller, DEU(#1) / Engelhart, DEU(#2)

theoretical besttime: 1:22.747

1	2	1:31.274	34.775	174	21.862	217	34.637	234	205	22	1	1:23.598	27.938	175	21.567	218	34.093	234	243
2	2	1:24.549	28.386	175	21.559	218	34.604	233	241	23	1	1:24.020	27.952	175	21.624	218	34.444	235	242
3	2	1:24.111	28.375	175	21.602	219	34.134	234	242	24	1	1:24.234	28.103	176	21.635	219	34.496	234	244
4	2	1:23.339	27.904	175	21.399	219	34.036	235	242	25	1	1:23.985	28.058	176	21.648	218	34.279	235	242
5	2	1:23.133	27.761	177	21.301	<b>220</b>	34.071	<b>236</b>	243	26	1	1:23.624	27.989	175	21.406	219	34.229	235	244
6	2	1:23.368	27.844	176	21.473	217	34.051	234	244	27	1	1:23.779	28.064	176	21.548	219	34.167	235	244
7	2	1:23.097	<b>27.705</b>	176	21.303	219	34.089	234	244	28	1	1:23.969	28.057	175	21.598	218	34.314	235	243
8	2	1:23.244	27.806	176	21.432	218	34.006	234	242	29	1	1:24.731	28.088	175	21.741	218	34.902	234	243
9	2	1:23.345	27.861	177	21.397	218	34.087	234	244	30	1	1:56.742	28.677	175	32.420	111	55.645	121	244
10	2	1:23.040	27.841	177	21.400	219	<b>33.799</b>	235	240	31	1	2:15.537	44.068	77	38.005	103	53.464	132	134
11	2	1:23.071	27.718	176	21.295	219	34.058	234	243	32	1	2:01.148	41.996	96	34.266	135	44.886	235	138
12	<b>2</b>	<b>1:22.952</b>	27.781	176	21.331	219	33.840	235	243	33	<b>1</b>	1:26.151	29.194	175	22.118	218	34.839	235	243
13	2	1:23.441	27.892	177	21.386	218	34.163	234	<b>245</b>	34	1	1:24.630	28.421	177	21.719	218	34.490	235	244
14	2	1:23.514	27.812	<b>178</b>	21.404	218	34.298	234	244	35	1	1:24.124	28.317	176	21.580	219	34.227	235	244
15	2	1:23.441	27.981	176	21.450	220	34.010	235	242	36	1	1:24.065	28.152	176	21.638	219	34.275	233	244
16	2	1:23.228	27.880	175	21.313	219	34.035	235	243	37	1	1:23.943	28.226	176	21.500	219	34.217	234	242
17	2	1:23.068	27.867	175	<b>21.243</b>	219	33.958	234	242	38	1	1:24.316	28.112	176	21.825	218	34.379	234	242
18	2	1:23.452	27.799	176	21.388	219	34.265	234	243	39	1	1:23.853	28.074	176	21.556	219	34.223	234	242
19	2	1:24.830	28.013	176	21.359	218	35.458	58	244	40	1	1:23.586	27.927	176	21.503	218	34.156	234	241
20	1	2:21.767	1:26.097	175	21.503	217	34.167	233		41	1	1:23.636	27.955	177	21.609	219	34.072	234	243
21	1	1:23.819	28.046	176	21.517	219	34.256	233	242	42	1	1:23.744	27.958	176	21.538	219	34.248	235	243

### 99 Renauer, DEU(#1) / Müller, DEU(#2)

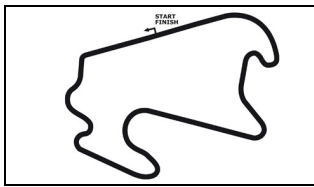
theoretical besttime: 1:22.803

1	2	1:30.946	34.401	175	21.866	215	34.679	234	200	22	2	1:24.613	28.158	177	21.398	219	35.057	58	245
2	2	1:23.883	28.073	177	21.527	221	34.283	236	244	23	1	2:23.650	1:27.258	174	22.080	217	34.312	235	
3	2	1:23.961	28.258	177	21.526	220	34.177	236	245	24	1	1:24.052	28.216	176	21.507	221	34.329	236	244
4	2	1:23.174	27.881	177	21.447	220	33.846	236	245	25	1	1:23.829	28.262	177	21.511	220	34.056	236	244
5	2	1:23.143	27.876	177	21.285	220	33.982	236	245	26	1	1:23.574	28.128	176	21.459	220	33.987	236	245
6	<b>2</b>	<b>1:23.021</b>	27.834	177	21.343	220	33.844	237	245	27	<b>1</b>	1:23.755	28.061	177	21.515	221	34.179	236	245
7	2	1:23.286	27.809	177	21.358	220	34.119	236	<b>246</b>	28	1	1:23.832	28.135	176	21.613	220	34.084	235	244
8	2	1:23.175	27.891	177	21.260	220	34.024	236	245	29	1	1:24.386	27.973	177	21.499	219	34.914	235	244
9	2	1:23.089	27.789	178	21.309	220	33.991	236	245	30	1	1:56.632	29.059	175	32.388	116	55.185	127	244
10	2	1:23.127	27.936	177	21.386	220	<b>33.805</b>	237	245	31	1	2:15.917	44.550	86	37.674	109	53.693	128	129
11	2	1:23.201	27.893	177	21.429	221	33.879	237	245	32	1	2:01.443	41.567	101	35.048	129	44.828	237	143
12	2	1:23.048	27.841	<b>178</b>	21.278	221	33.929	<b>237</b>	245	33	1	1:26.047	29.319	177	22.109	219	34.619	236	245
13	2	1:23.357	27.839	178	21.474	220	34.044	237	245	34	1	1:24.483	28.450	177	21.792	220	34.241	236	244
14	2	1:23.619	27.997	176	21.386	221	34.236	237	245	35	1	1:24.160	28.465	176	21.529	221	34.166	236	245
15	2	1:23.093	27.811	177	21.281	221	34.001	237	245	36	1	1:23.847	28.115	178	21.516	221	34.216	236	245
16	2	1:23.068	<b>27.779</b>	178	<b>21.219</b>	<b>222</b>	34.070	237	245	37	1	1:23.732	28.125	177	21.439	221	34.168	236	245
17	2	1:23.260	27.860	178	21.432	221	33.968	237	245	38	1	1:23.668	28.080	177	21.497	220	34.091	236	245
18	2	1:23.360	27.978	178	21.279	221	34.103	236	245	39	1	1:23.927	28.095	178	21.669	221	34.163	236	244
19	2	1:23.404	27.837	178	21.473	220	34.094	235	246	40	1	1:23.911	27.988	177	21.730	220	34.193	236	244
20	2	1:24.260	28.678	176	21.403	220	34.179	237	245	41	1	1:23.906	28.069	177	21.582	221	34.255	235	244
21	2	1:23.593	27.980	176	21.391	219	34.222	236	245	42	1	1:24.015	28.168	177	21.666	220	34.181	236	244

### 117 Ragginger, AUT(#1) / Siedler, AUT(#2)

theoretical besttime: 1:23.348

1	2	1:41.016	39.774	173	24.119	215	37.123	237	222	22	1	2:24.544	1:28.019	175	22.067	218	34.458	236	
2	2	1:27.241	30.027	177	22.286	220	34.928	239	245	23	1	1:25.149	28.542	176	21.936	219	34.671	235	246
3	2	1:24.910	28.854	176	21.804	221	34.252	237	249	24	1	1:25.763	28.452	177	22.188	219	35.123	237	245
4	2	1:25.157	28.259	177	21.695	221	35.203	237	248	25	1	1:24.598	28.646	177	21.695	221	34.257	237	247
5	2	1:24.084	28.270	177	21.576	221	34.238	239	247	26	1	1:24.364	28.240	177	21.829	220	34.295	236	247
6	2	1:24.216	28.532	177	21.639	221	34.045	239	249	27	1	1:24.392	28.227	177	21.717	221	34.448	238	247
7	2	1:25.316	28.646	177	22.280	219	34.390	238	249	28	1	1:24.998	28.536	177	21.895	220	34.567	237	247



# ADAC GT Masters

## Sector List Race 2

Provisional



Lausitzring, Length: 3478m

Air temperature: 29.48°C

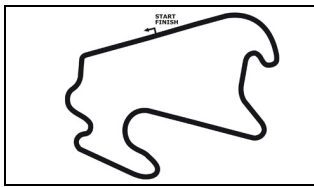
Track temperature: 31.03°C

Weather condition: Dry

**DMSB** Reg. Nr.: R-11752/20

Sunday, August 2, 2020 13:05:00

Lap	Id	Time	SE1	SP1	SE2	SP2	SE3	SP3	TSP	Lap	Id	Time	SE1	SP1	SE2	SP2	SE3	SP3	TSP
8	2	1:23.626	28.083	178	21.488	219	34.055	238	248	29	1	1:30.504	28.730	176	23.652	181	38.122	144	247
9	2	<b>1:23.526</b>	<b>27.964</b>	179	21.518	221	34.044	239	248	30	1	1:33.561	31.353	174	22.910	216	39.298	142	178
10	2	1:24.389	28.637	178	21.682	221	34.070	239	248	31	1	2:15.020	44.091	84	36.782	102	54.147	123	164
11	2	1:23.847	28.164	179	21.611	221	34.072	238	248	32	1	1:51.110	41.685	85	31.601	122	37.824	237	108
12	2	1:24.781	28.322	177	22.151	218	34.308	238	248	33	1	1:26.288	29.267	177	22.243	220	34.778	238	247
13	2	1:25.403	28.264	<b>179</b>	22.812	219	34.327	239	247	34	1	1:26.970	29.630	177	22.571	219	34.769	239	<b>250</b>
14	2	1:24.333	28.285	178	21.726	220	34.322	238	249	35	1	1:25.716	28.761	178	22.079	221	34.876	239	249
15	2	1:23.572	28.090	178	21.489	<b>222</b>	<b>33.993</b>	239	248	36	1	1:25.925	29.063	178	22.033	221	34.829	238	249
16	2	1:23.917	28.195	177	21.488	222	34.234	238	248	37	1	1:25.351	28.719	179	21.875	222	34.757	240	248
17	2	1:23.652	28.040	178	<b>21.391</b>	222	34.221	<b>240</b>	248	38	1	1:25.467	28.702	178	22.062	221	34.703	237	248
18	2	1:24.123	28.136	179	21.590	221	34.397	238	249	39	1	1:24.642	28.485	177	21.660	222	34.497	235	247
19	2	1:24.133	28.206	178	21.699	222	34.228	238	247	40	1	1:24.375	28.273	177	21.781	221	34.321	237	245
20	2	1:24.479	28.388	177	21.737	220	34.354	239	248	41	1	1:24.310	28.284	178	21.772	221	34.254	237	247
21	2	1:26.564	28.655	178	21.739	220	36.170	58	249	42	1	1:24.521	28.296	178	21.637	221	34.588	237	247



# ADAC GT Masters

## Top speed list Race 2

Provisional



Lausitzring, Length: 3478m  
Air temperature: 29.48°C  
Track temperature: 31.03°C  
Weather condition: Dry

**DMSB** Reg. Nr.: R-11752/20

Sunday, August 2, 2020 13:05:00

#	Name (NAT)	Team	Car name	Speed	Lap	Race time
9	Joel Eriksson (SWE)	Schubert Motorsport (DEU)	BMW M6 GT3	254.04	4	4:28.000
77	Jeffrey Schmidt (CHE)	Callaway Competition (DEU)	Corvette C7 GT3-R	251.66	4	4:31.955
14	Jens Klingmann (DEU)	MRS GT-Racing (DEU)	BMW M6 GT3	250.48	3	3:08.703
117	Martin Ragginger (AUT)	SpaceDriveRacing operated by KÜS Team75 Bernhard (DEU)	Porsche 911 GT3 R (GEN1)	250.48	34	49:24.284
17	Klaus Bachler (AUT)	KÜS TEAM75 Bernhard (DEU)	Porsche 911 GT3 R	250.48	35	50:44.598
10	Nick Yelloly (GBR)	Schubert Motorsport (DEU)	BMW M6 GT3	249.90	5	5:49.311
26	Ricardo Feller (CHE)	BWT Mücke Motorsport (DEU)	Audi R8 LMS GT3	249.32	36	52:13.337
33	Filip Salaquarda (CZE)	Team ISR (CZE)	Audi R8 LMS GT3	249.32	39	56:26.233
36	Marvin Dienst (DEU)	Schütz Motorsport (DEU)	Mercedes-AMG GT3	248.75	28	39:14.530
82	Tim Zimmermann (DEU)	GRT GRASSER RACING TEAM (AUT)	Lamborghini Huracan GT3 EVO	248.75	39	56:25.873
72	Jordan Lee Pepper (ZAF)	T3-HRT-Motorsport (DEU)	Bentley Continental GT3	248.17	4	4:29.249
31	Patric Niederhauser (CHE)	RUTRONIK-RACING (DEU)	Audi R8 LMS GT3	248.17	25	34:38.566
63	Albert Costa Balboa (ESP)	GRT GRASSER RACING TEAM (AUT)	Lamborghini Huracan GT3 EVO	248.17	35	50:37.300
20	Mick Wishofer (AUT)	Team Zakspeed BKK Mobil Oil Racing (DEU)	Mercedes-AMG GT3 EVO	248.17	41	59:13.054
7	Sebastian Asch (DEU)	Precote Herberth Motorsport (DEU)	Porsche 911 GT3 R	247.03	4	4:27.752
4	Rahel Frey (CHE)	Aust Motorsport (DEU)	Audi R8 LMS GT3	247.03	5	6:01.323
19	Clemens Schmid (AUT)	GRT GRASSER RACING TEAM (AUT)	Lamborghini Huracan GT3 EVO	247.03	7	8:48.042
3	Maximilian Hackländer (DEU)	Aust Motorsport (DEU)	Audi R8 LMS GT3	247.03	36	52:16.570
25	Igor Jakob Waliko (POL)	BWT Mücke Motorsport (DEU)	Audi R8 LMS GT3	247.03	34	52:17.824
99	Sven Müller (DEU)	Precote Herberth Motorsport (DEU)	Porsche 911 GT3 R	246.46	7	8:29.857
8	Carrie Schreiner (DEU)	RUTRONIK-RACING (DEU)	Audi R8 LMS GT3	246.46	9	11:42.901
11	Elia Erhart (DEU)	EFP Car Collection by TECE (DEU)	Audi R8 LMS GT3	246.46	34	49:18.187
28	Max Hofer (AUT)	Montaplast by Land Motorsport (DEU)	Audi R8 LMS GT3	246.46	36	52:07.782
47	Indy Dontje (NLD)	MANNFILTER - Team HTP-WINWARD (DEU)	Mercedes-AMG GT3 EVO	246.46	37	53:30.050
71	Maximilian Paul (DEU)	T3-HRT-Motorsport (DEU)	Audi R8 LMS GT3	246.46	39	56:26.693
92	Christian Engelhart (DEU)	SSR Performance (DEU)	Porsche 911 GT3 R	245.90	13	16:50.267
30	Mirko Bortolotti (ITA)	TEAM WRT (BEL)	Audi R8 LMS GT3	245.90	21	28:02.094
18	David Jahn (DEU)	KÜS TEAM75 Bernhard (DEU)	Porsche 911 GT3 R	245.34	10	12:45.240
48	Philip Ellis (GBR)	KNAUS - Team HTP-WINWARD (DEU)	Mercedes-AMG GT3 EVO	245.34	35	50:41.454
21	Daniel Keilwitz (DEU)	Team Zakspeed BKK Mobil Oil Racing (DEU)	Mercedes-AMG GT3 EVO	244.78	13	16:57.822
29	Kim-Luis Schramm (DEU)	Montaplast by Land Motorsport (DEU)	Audi R8 LMS GT3	244.78	25	34:38.483
22	Luca Stolz (DEU)	Toksport WRT (DEU)	Mercedes-AMG GT3 EVO	243.67	27	37:16.703
32	Dries Vanthoor (BEL)	TEAM WRT (BEL)	Audi R8 LMS GT3	243.12	20	26:20.490