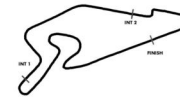


Race 1 Nürburgring



DMSB

Reg. Nr.: R-11746/20

Provisional

Result List

Stewards / Race Management

STEWARD	Achim Loth
STEWARD	Manfred Schulte
STEWARD	Dennis Jühe
RACE DIRECTOR	Niels Wittich
CLERK OF THE COURSE	Michael Bork
TECHNICAL DELEGATE	Tim Zessack
CHIEF TIMEKEEPER	Steffen Ruhl

Weather Start/Finish

AIR	22.6°C
TRACK	24.3°C
CONDITIONS	Dry
PRESSURE	945 hPa
AIR	23.2°C
TRACK	24.7°C
CONDITIONS	Dry
PRESSURE	945 hPa

Track Information

GREEN FLAG	13:04:37
CHEQUERED FLAG	14:07:15
SAFETY CAR PHASE	2
FULL COURSE YELLOW PHASE	0
TRACK NAME	Nürburgring
TRACK LENGTH	3629m
TURN COUNT	11
TOTAL DISTANCE	141.53km
FASTEST LAP:	#92. AMM - 1:28.676

STARTED: 35 CLASSIFIED: 30 NOT CLASSIFIED: 5 DISQUALIFIED: 0

Drivers	Team	Car	Laps	Total Time	Gap	Kph	Lap	Time	Kph
1 92 M.Ammermüller(DEU)/C.Engelhart(DEU)	SSR Performance(DEU)	Porsche 911 GT3 R	39	1:02:38.398		135.4	9	1:28.676	147.3
2 22 M.Engel(DEU)/L.Stolz(DEU)	Toksport WRT(DEU)	Mercedes-AMG GT3 EVO	39	1:02:39.115	0.717	135.4	12	1:28.804	147.1
3 31 P.Niederhauser(CHE)/ K.van der Linde(ZAF)	RUTRONIK-RACING(DEU)	Audi R8 LMS GT3	39	1:02:43.697	5.299	135.4	21	1:28.995	146.7
4 17 K.Bachler(AUT)/S.De Silvestro(CHE)	KÜS TEAM75 Bernhard(DEU)	Porsche 911 GT3 R	39	1:02:44.509	6.111	135.3	10	1:28.963	146.8
5 20 M.Wishofer(AUT)(J)/ D.Boccolacci(FRA)	Team Zakspeed BKK Mobil Oil Racing(D	Mercedes-AMG GT3 EVO	39	1:02:45.446	7.048	135.3	22	1:29.272	146.3
6 48 P.Ellis(GBR)/ R.Marciello(ITA)	KNAUS-Team HTP-WINWARD(DEU)	Mercedes-AMG GT3 EVO	39	1:02:45.986	7.588	135.3	28	1:29.507	145.9
7 99 R.Renauer(DEU)/S.Müller(DEU)	Precote Herberth Motorsport(DEU)	Porsche 911 GT3 R	39	1:02:46.441	8.043	135.3	10	1:29.514	145.9
8 8 D.Marschall(DEU)(J)/C.Schreiner(DEU)(J)	RUTRONIK-RACING(DEU)	Audi R8 LMS GT3	39	1:02:48.713	10.315	135.2	18	1:29.131	146.5
9 36 M.Dienst(DEU)(J)/P.Frommenwiler(CHE)	DLV-Team Schuetz Motorsport(DEU)	Mercedes-AMG GT3	39	1:02:49.608	11.210	135.1	13	1:29.320	146.2
10 63 F.Perera(FRA)/ A.Costa Balboa(ESP)	GRT GRASSERRACING TEAM(AUT)	Lamborghini Huracan GT3 E	39	1:02:50.059	11.661	135.3	28	1:29.336	146.2
11 21 D.Keilwitz(DEU)/J.Eriksson(SWE)	Team Zakspeed BKK Mobil Oil Racing(D	Mercedes-AMG GT3 EVO	39	1:02:50.182	11.784	135.2	10	1:29.390	146.1
12 71 M.Paul(DEU)(J)/N.Langeveld(NLD)	T3-HRT-Motorsport(DEU)	Audi R8 LMS GT3	39	1:02:54.492	16.094	135.0	10	1:29.283	146.3
13 7 A.Renauer(DEU)/S.Asch(DEU)	Precote Herberth Motorsport(DEU)	Porsche 911 GT3 R	39	1:02:54.656	16.258	135.2	10	1:29.412	146.1
14 18 J.Fittje(DEU)(J)/D.Jahn(DEU)	KÜS TEAM75 Bernhard(DEU)	Porsche 911 GT3 R	39	1:02:54.929	16.531	135.1	8	1:29.234	146.4
15 82 S.Schothorst(NLD)/T.Zimmermann(DEU)(J)	GRT GRASSERRACING TEAM(AUT)	Lamborghini Huracan GT3 E	39	1:02:55.503	17.105	135.1	9	1:29.146	146.5
16 33 F.Salaquarda(CZE)(T)/F.Stippler(DEU)	Team ISR(CZE)	Audi R8 LMS GT3	39	1:02:56.226	17.828	135.1	17	1:29.452	146.0
17 91 M.Joos(DEU)/J.Andlauer(FRA)	Joos Sportwagenteknik(DEU)	Porsche 911 GT3 R	39	1:02:56.454	18.056	135.2	26	1:29.605	145.7
18 30 R.Ineichen(CHE)(T)/ M.Bortolotti(ITA)	TEAM WRT(BEL)	Audi R8 LMS GT3	39	1:02:58.313	19.915	135.1	19	1:29.195	146.4
19 14 E.Johansson(SWE)(J)/J.Klingmann(DEU)	MRS GT-Racing(DEU)	BMW M6 GT3	39	1:02:58.758	20.360	134.9	6	1:29.609	145.7
20 3 N.Rogivue(CHE)(J)/ M.Hackländer(DEU)	Aust Motorsport(DEU)	Audi R8 LMS GT3	39	1:02:59.208	20.810	135.1	27	1:29.863	145.3
21 11 E.Erhart(DEU)(T)/P.Kaffer(DEU)	EFP Car Collection by TECE(DEU)	Audi R8 LMS GT3	39	1:02:59.538	21.140	135.0	27	1:30.152	144.9
22 25 I.Walilko(POL)(J)/M.Beckhusen(DEU)(J)	BWT Mücke Motorsport(DEU)	Audi R8 LMS GT3	39	1:02:59.958	21.560	135.0	9	1:29.926	145.2
23 19 N.Lagrange(BEL)/ C.Schmid(AUT)	GRT GRASSERRACING TEAM(AUT)	Lamborghini Huracan GT3 E	39	1:03:00.638	22.240	135.0	21	1:29.785	145.5
24 9 A.Read(AUS)(J)/J.Eriksson(SWE)	Schubert Motorsport(DEU)	BMW M6 GT3	39	1:03:01.889	23.491	135.0	10	1:30.156	144.9
25 26 R.Feller(CHE)(J)/S.Mücke(DEU)	BWT Mücke Motorsport(DEU)	Audi R8 LMS GT3	39	1:03:02.519	24.121	134.9	8	1:29.680	145.6
26 47 I.Dontje(NLD)/ M.Götz(DEU)	MANNFILTER-Team HTP-WINWARD(I	Mercedes-AMG GT3 EVO	39	1:03:02.763	24.365	134.8	19	1:29.518	145.9
27 10 H.Skoog(SWE)(J)/ N.Yelloly(GBR)	Schubert Motorsport(DEU)	BMW M6 GT3	39	1:03:03.269	24.871	134.9	22	1:29.922	145.2
28 12 M.Ortmann(DEU)(J)/ M.Winkelhock(DEU)	EFP Car Collection by TECE(DEU)	Audi R8 LMS GT3	39	1:03:04.032	25.634	134.9	22	1:30.243	144.7
29 34 B.Goethe(DNK)(J)/ S.Hall(GBR)	TEAM WRT(BEL)	Audi R8 LMS GT3	39	1:03:16.098	37.700	134.5	39	1:29.734	145.5
30 29 K.Schramm(DEU)(J)/ C.Mies(DEU)	Montaplast by Land Motorsport(DEU)	Audi R8 LMS GT3	36	58:38.612	3 LAPS	133.8	19	1:29.387	146.1

Not classified

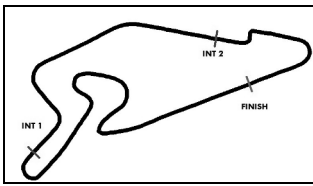
4 R.Frey(CHE)/H.von Danwitz(DEU)(J)	Aust Motorsport(DEU)	Audi R8 LMS GT3	27	43:14.624	12 LAPS	136.4	19	1:29.754	145.5
77 M.Pommer(DEU)/J.Schmidt(CHE)	Callaway Competition(DEU)	Corvette C7 GT3-R	18	28:15.236	21 LAPS	139.1	10	1:29.538	145.9
28 M.Hofer(AUT)/C.Haase(DEU)	Montaplast by Land Motorsport(DEU)	Audi R8 LMS GT3	7	12:38.748	32 LAPS	119.2	6	1:30.777	143.9
32 C.Weerts(BEL)(J)/D.Vanhoor(BEL)	TEAM WRT(BEL)	Audi R8 LMS GT3	2	4:00.332	37 LAPS	98.7			
72 C.Schöll(AUT)(J)/J.Pepper(ZAF)	T3-HRT-Motorsport(DEU)	Bentley Continental GT3	1	1:44.188	38 LAPS				

Fastest lap of the race. Car 92 driver Michael Ammermüller on lap 9. Time 1:28.676, average speed 147.3 km/h.

5 sec time penalty for car #63 pushing another car

5 sec time penalty for car #30 pushing another car

Subject to final scrutineering!		
Publication time:	Clerk of the Course: Michael Bork	Timekeeper: Steffen Ruhl



ADAC GT Masters

Lap Chart Race 1

Provisional

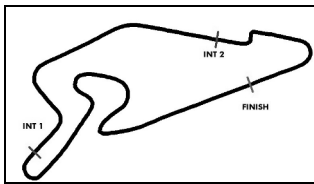


Nürburgring, Length: 3629 m

Saturday, August 15, 2020 13:05:00

LapCha	1	2	3	4	5	6	7	8	9	10	11	12	13	14	15	16	17	18	19	20	21	22	23	24	25	26	27	28	29	30	31	32	33	34	35	36	37	38	39	40	41	42	43	44	45										
LAP 1	92	22	17	36	20	8	63	48	31	99	21	71	77	14	47	30	28	18	82	29	26	7	10	33	25	72	11	91	3	9	4	19	12	34	32																				
LAP 2	92	22	17	36	20	8	48	63	31	99	21	71	77	14	47	30	28	18	82	29	7	26	10	33	25	11	91	3	9	19	4	34	12	32																					
LAP 3	92	22	17	36	20	8	48	63	31	99	21	71	77	14	47	30	28	18	82	29	7	26	10	33	25	11	91	3	9	19	4	34	12	SC1																					
LAP 4	92	22	17	36	20	8	48	63	31	99	21	71	77	14	47	30	28	18	82	29	7	26	10	33	25	11	91	3	9	19	4	34	12																						
LAP 5	92	22	17	36	SC1																																																		
LAP 5	20	8	48	63	31	99	21	71	77	14	47	30	28	18	82	29	7	26	10	33	25	11	91	3	9	19	4	34	12																										
LAP 6	92	22	17	36	20	8	48	63	31	99	21	71	77	14	47	30	28	18	82	29	7	26	10	33	25	11	91	3	9	19	4	34	12																						
LAP 7	92	22	17	36	20	8	48	63	31	99	21	71	77	14	47	18	82	29	7	30	26	10	33	25	11	3	9	91	19	4	34	12	28																						
LAP 8	92	22	17	36	20	8	48	63	31	99	71	21	77	14	47	18	82	29	7	26	30	33	25	10	11	3	9	91	4	19	34	12																							
LAP 9	92	22	17	36	20	8	48	63	31	99	71	21	77	14	47	18	82	29	7	26	30	33	25	10	11	3	9	91	4	19	34	12																							
LAP 10	92	22	17	36	20	8	48	63	31	99	71	21	77	14	47	18	82	29	7	30	33	25	10	11	3	9	91	4	19	34	26	12																							
LAP 11	92	22	17	36	20	8	48	31	63	99	71	21	77	14	47	18	82	29	7	30	33	25	10	11	3	9	91	4	19	34	26	12																							
LAP 12	92	22	17	36	20	8	48	31	63	99	71	21	77	14	47	18	82	29	7	30	33	25	10	11	3	9	91	4	19	34	26	12																							
LAP 13	92	22	17	36	20	8	48	31	63	99	71	21	77	14	47	18	82	29	7	30	33	25	10	11	3	9	91	4	19	26	34	12																							
LAP 14	92	22	17	36	20	8	48	31	63	71	99	21	77	14	47	18	82	29	7	30	33	25	10	11	3	9	91	4	19	26	34	12																							
LAP 15	92	22	17	36	20	8	48	31	63	71	99	21	77	14	47	18	82	29	7	30	33	25	10	11	3	9	4	91	19	26	34	12																							
LAP 16	92	22	17	36	20	8	48	31	63	71	99	21	77	14	18	82	7	.47	.29	33	25	.30	11	3	9	.10	4	19	26	34	.91	12	30'	29'	10'	91'																			
LAP 17	92	17	.22	36	8	48	.20	63	71	21	.31	77	14	82	7	.99	.18	33	11	.25	9	4	.3	34	12	.19	.26	47	30'	29'	10'	25'	3'	91'	19'	26'																			
LAP 18	.92	17	8	.36	63	71	21	.48	82	7	.14	.77	33	4	.11	.9	34	12	22	20	31	99	47	18	30'	29'	10'	11'	25'	3'	91'	9'	19'	34'	12'	26'																			
LAP 19	17	8	63	71	21	82	7	33	4	.34	.12	92	22	20	36	31	48	99	47	14	18	30'	29'	10'	11'	25'	3'	91'	9'	19'	34'	12'	26'																						
LAP 20	17	8	.63	.71	7	.21	.82	33	4	92	22	20	31	36	48	99	47	14	18	10'	11'	25'	3'	91'	9'	19'	34'	12'	26'																										
LAP 21	17	8	7	.33	.4	92	22	20	31	63	36	48	99	47	21	71	14	18	82	30	29																																		
LAP 22	.17	.8	.7	92	22	20	63	31	36	48	99	47	21	71	18	82	14	30	33	29	10	11	25	91	3	9	19	4	34	12	26																								
LAP 23	92	22	17	20	8	63	31	48	99	36	21	71	7	18	82	30	14	33	29	10	11	47	91	25	3	9	19	4	34	12	26																								
LAP 24	92	22	17	20	8	63	31	48	99	36	21	71	18	7	30	82	14	33	29	10	11	47	91	25	3	9	19	4	34	12	26																								
LAP 25	92	22	17	20	8	63	31	48	99	36	21	71	18	7	30	82	14	33	29	10	11	91	.47	25	3	9	19	4	34	12	26																								
LAP 26	92	22	17	20	8	63	31	48	99	36	21	71	18	7	30	82	33	14	29	11	.10	91	25	3	9	19	4	34	12	26	47																								
LAP 27	92	22	17	20	63	8	31	48	99	36	21	71	18	7	30	82	33	14	29	11	91	3	25	9	19	4	34	12	26	10	47																								
LAP 28	92	22	17	20	63	8	31	48	99	36	21	71	18	7	30	82	33	14	29	11	91	3	25	9	19	34	12	26	10	47																									
LAP 29	92	22	17	20	63	31	8	48	99	36	21	71	18	7	30	82	33	14	29	11	91	3	25	9	19	34	12	26	10	47	SC1																								
LAP 30	92	22	17	20	63	31	8	48	99	36	21	71	18	7	30	82	33	14	29	11	91	3	25	9	19	34	12	26	10	47	SC1																								
LAP 31	92	22	17	20	63	31	8	48	99	36	21	71	18	7	30	82	33	14	29	11	91	3	25	9	19	34	12	26	10	47	SC1																								
LAP 32	92	22	17	20	63	31	8	48	99	36	21	71	18	7	30	82	33	14	29	11	91	3	25	9	19	34	12	26	10	47	SC1																								
LAP 33	92	22	17	20	63	31	8	48	99	36	21	71	18	7	30	82	33	14	29	11	91	3	25	9	19	12	26	10	47	.34																									
LAP 34	92	22	17	63	31	20	48	8	99	36	21	71	18	7	30	82	33	14	29	91	11	3	25	9	19	12	26	10	47	34																									

.- PIT STOP ' - LAP BEHIND



ADAC GT Masters



Sector List Race 1

Provisional

Nürburgring, Length: 3629m

Air temperature: 23.99°C

Track temperature: 24.8°C

Weather condition: Dry

DMSB Reg. Nr.: R-11746/20

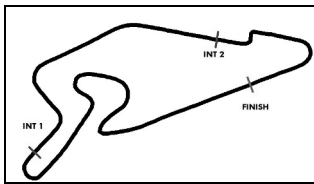
Saturday, August 15, 2020 13:05:00

Lap	Id	Time	SE1	SP1	SE2	SP2	SE3	SP3	TSP	Lap	Id	Time	SE1	SP1	SE2	SP2	SE3	SP3	TSP
3 Rogivue, CHE(#1) / Hackländer, DEU(#2)										theoretical besttime: 1:29.820									
1	1	1:44.601	55.718	124	23.760	234	25.123	186		21	2	1:30.940	45.757	130	22.917	236	22.266	184	
2	1	1:32.823	47.426	129	23.229	236	22.168	184		22	2	1:31.018	46.278	132	22.802	235	21.938	185	
3	1	1:36.026	46.328	129	23.250	174	26.448	144		23	2	1:30.901	45.861	126	22.797	236	22.243	183	
4	1	1:54.049	57.258	126	31.085	189	25.706	73		24	2	1:31.761	46.381	125	23.414	236	21.966	184	
5	1	1:56.970	1:03.415	127	29.371	154	24.184	185		25	2	1:30.565	46.001	128	22.692	235	21.872	184	
6	1	1:30.820	45.869	129	22.675	237	22.276	184		26	2	1:30.466	45.828	128	22.657	235	21.981	185	
7	1	1:31.059	46.316	130	22.895	235	21.848	185		27	2	1:29.863	45.536	129	22.626	234	21.701	185	
8	1	1:31.810	46.464	129	22.978	235	22.368	184		28	2	1:30.114	45.652	130	22.701	233	21.761	184	
9	1	1:30.456	45.740	128	22.768	235	21.948	184		29	2	1:31.356	45.567	129	23.179	205	22.610	183	
10	1	1:30.355	45.773	126	22.744	235	21.838	185		30	2	1:32.910	47.025	128	23.068	232	22.817	128	
11	1	1:30.819	46.204	127	22.796	235	21.819	184		31	2	2:04.310	59.204	61	33.820	104	31.286	125	
12	1	1:30.297	45.734	126	22.686	235	21.877	184		32	2	1:56.819	58.135	106	31.744	128	26.940	132	
13	1	1:30.249	45.746	129	22.749	234	21.754	184		33	2	2:07.735	58.800	86	43.683	72	25.252	185	
14	1	1:30.458	45.754	128	22.882	234	21.822	184		34	2	1:32.042	46.299	129	23.275	235	22.468	186	
15	1	1:30.255	45.585	128	22.824	234	21.846	183		35	2	1:31.226	46.217	130	22.914	236	22.095	186	
16	1	1:30.189	45.771	128	22.583	236	21.835	184		36	2	1:31.614	46.430	126	22.919	237	22.265	186	
17	1	1:34.681	45.712	127	22.670	235	26.299	54		37	2	1:30.485	45.867	131	22.607	235	22.011	184	
18	2	2:35.049	1:50.294	130	22.758	234	21.997	184		38	2	1:30.598	45.778	127	22.850	236	21.970	186	
19	2	1:30.967	46.156	128	22.726	237	22.085	185		39	2	1:31.904	46.419	129	23.164	237	22.321	183	
20	2	1:30.648	45.780	131	22.821	236	22.047	185											

4 Frey, CHE(#1) / von Danwitz, DEU(#2)										theoretical besttime: 1:29.754									
1	1	1:45.559	57.707	131	23.484	236	24.368	183		15	1	1:30.118	45.639	130	22.759	234	21.720	184	
2	1	1:33.124	47.419	127	23.310	234	22.395	184		16	1	1:30.266	45.667	129	22.782	234	21.817	184	
3	1	1:37.099	46.246	129	23.608	174	27.245	152		17	1	1:30.399	45.842	130	22.773	234	21.784	185	
4	1	1:54.124	57.627	127	30.686	193	25.811	89		18	1	1:30.339	45.811	129	22.754	234	21.774	185	
5	1	1:55.833	1:03.445	127	28.176	161	24.212	185		19	1	1:29.754	45.513	129	22.624	233	21.617	185	
6	1	1:31.249	46.146	129	22.922	234	22.181	185		20	1	1:29.904	45.556	130	22.639	233	21.709	185	
7	1	1:31.549	46.166	129	23.092	235	22.291	185		21	2	1:35.769	45.918	130	22.785	233	27.066	54	
8	1	1:30.999	46.144	129	22.896	234	21.959	186		22	2	2:38.562	1:52.070	129	22.952	235	23.540	178	
9	1	1:31.208	46.457	129	22.802	234	21.949	184		23	2	1:31.490	46.608	129	22.809	233	22.073	181	
10	1	1:30.614	46.008	129	22.712	235	21.894	185		24	2	1:31.037	46.341	130	22.813	233	21.883	184	
11	1	1:30.459	45.807	129	22.819	234	21.833	185		25	2	1:30.984	46.251	131	22.761	233	21.972	184	
12	1	1:30.333	45.618	129	22.768	235	21.947	185		26	2	1:31.568	46.604	128	23.067	234	21.897	184	
13	1	1:30.584	45.946	129	22.759	234	21.879	184		27	2	1:31.131	46.305	129	22.835	234	21.991	184	
14	1	1:30.569	45.860	128	22.648	234	22.061	184		28									

7 Renauer, DEU(#1) / Asch, DEU(#2)										theoretical besttime: 1:29.365									
1	1	1:42.861	54.733	128	24.011	203	24.117	187		21	1	1:29.898	45.635	134	22.586	236	21.677	188	
2	1	1:31.398	46.367	133	22.824	236	22.207	186		22	1	1:35.006	45.983	132	22.625	236	26.398	58	
3	1	1:34.196	45.832	133	23.021	176	25.343	136		23	2	2:36.279	1:51.384	131	22.872	235	22.023	186	
4	1	1:54.761	56.291	127	31.482	165	26.988	93		24	2	1:31.138	46.534	130	22.744	235	21.860	186	
5	1	1:58.260	1:01.550	127	31.724	155	24.986	188		25	2	1:30.630	45.781	131	22.668	235	22.181	185	
6	1	1:30.601	45.785	132	22.802	236	22.014	187		26	2	1:30.250	45.824	133	22.544	236	21.882	186	
7	1	1:31.086	46.352	131	22.853	237	21.881	187		27	2	1:30.089	45.695	131	22.604	235	21.790	187	
8	1	1:29.957	45.795	131	22.568	236	21.594	188		28	2	1:30.459	46.111	131	22.592	235	21.756	187	
9	1	1:29.814	45.473	132	22.543	236	21.798	187		29	2	1:31.951	45.742	130	22.884	225	23.325	186	
10	1	1:29.412	45.379	133	22.434	236	21.599	188		30	2	1:38.047	46.728	131	23.063	194	28.256	118	
11	1	1:29.671	45.565	132	22.411	236	21.695	187		31	2	2:05.073	1:01.099	67	33.662	125	30.312	143	
12	1	1:29.594	45.360	131	22.532	236	21.702	187		32	2	1:58.430	58.962	126	31.484	130	27.984	112	
13	1	1:29.779	45.462	133	22.595	235	21.722	187		33	2	2:09.862	59.418	76	43.673	70	26.771	187	
14	1	1:29.884	45.462	132	22.608	236	21.814	188		34	2	1:32.106	46.404	132	23.427	235	22.275	186	
15	1	1:29.904	45.618	132	22.544	236	21.742	187		35	2	1:30.606	45.961	133	22.566	237	22.079	188	
16	1	1:29.761	45.567	132	22.512	237	21.682	187		36	2	1:32.001	47.069	131	22.893	236	22.039	187	
17	1	1:29.787	45.467	132	22.578	236	21.742	187		37	2	1:30.572	45.822	131	22.685	237	22.065	188	
18	1	1:29.995	45.648	132	22.532	236	21.815	187		38	2	1:30.433	45.754	132	22.724	237	21.955	187	
19	1	1:29.864	45.562	132	22.577	236	21.725	187		39	2	1:31.470	46.473	131	22.873	238	22.124	187	
20	1	1:29.771	45.641	132	22.489	236	21.641	188											





ADAC GT Masters



Sector List Race 1

Provisional

DMSB Reg. Nr.: R-11746/20

Saturday, August 15, 2020 13:05:00

Nürburgring, Length: 3629m

Air temperature: 23.99°C

Track temperature: 24.8°C

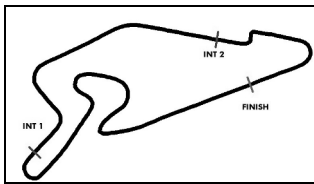
Weather condition: Dry

Lap	Id	Time	SE1	SP1	SE2	SP2	SE3	SP3	TSP	Lap	Id	Time	SE1	SP1	SE2	SP2	SE3	SP3	TSP
8 Marschall, DEU(#1) / Schreiner, DEU(#2)										theoretical besttime: 1:29.114									
1	1	1:37.382	51.211	128	23.296	234	22.875	184		21	1	1:29.935	45.594	131	22.759	235	21.582	186	
2	1	1:29.910	45.728	131	22.601	234	21.581	184		22	1	1:34.210	45.845	125	22.824	235	25.541	57	
3	1	1:30.547	45.389	130	22.646	234	22.512	184		23	2	2:35.386	1:50.538	128	22.888	233	21.960	185	
4	1	1:56.421	54.152	96	32.868	121	29.401	100		24	2	1:30.488	45.728	130	23.004	234	21.756	185	
5	1	1:59.648	58.709	97	33.765	97	27.174	185		25	2	1:30.285	45.721	130	22.869	234	21.695	186	
6	1	1:30.063	45.587	128	22.667	235	21.809	185		26	2	1:30.092	45.721	130	22.706	235	21.665	186	
7	1	1:29.716	45.373	130	22.598	235	21.745	185		27	2	1:30.956	45.643	133	23.406	234	21.907	184	
8	1	1:29.717	45.372	130	22.674	235	21.671	185		28	2	1:30.391	45.861	128	22.729	234	21.801	185	
9	1	1:29.474	45.271	130	22.577	235	21.626	185		29	2	1:32.563	45.977	125	23.542	230	23.044	184	
10	1	1:29.619	45.444	130	22.601	235	21.574	185		30	2	1:44.190	46.981	125	26.600	130	30.609	140	
11	1	1:29.651	45.281	129	22.577	235	21.793	184		31	2	2:06.608	1:02.208	68	33.691	147	30.709	135	
12	1	1:29.709	45.378	130	22.572	235	21.759	185		32	2	1:58.738	58.579	81	32.074	150	28.085	124	
13	1	1:29.459	45.291	129	22.564	235	21.604	185		33	2	2:12.043	58.750	73	45.395	72	27.898	184	
14	1	1:29.658	45.456	129	22.468	236	21.734	186		34	2	1:32.049	47.107	130	22.909	236	22.033	186	
15	1	1:29.558	45.358	130	22.562	235	21.638	185		35	2	1:31.005	46.320	128	22.865	235	21.820	185	
16	1	1:30.179	45.849	130	22.545	236	21.785	185		36	2	1:30.327	45.756	130	22.837	235	21.734	186	
17	1	1:29.838	45.303	129	22.659	236	21.876	185		37	2	1:30.361	45.771	132	22.768	235	21.822	186	
18	1	1:29.131	45.145	130	22.435	234	21.551	186		38	2	1:29.868	45.549	130	22.629	236	21.690	186	
19	1	1:29.481	45.222	129	22.725	234	21.534	185		39	2	1:30.403	45.873	131	22.781	236	21.749	185	
20	1	1:29.654	45.246	131	22.698	235	21.710	185											

9 Read, AUS(#1) / Eriksson, SWE(#2)										theoretical besttime: 1:30.071									
1	1	1:44.960	56.736	126	23.438	237	24.786	190		21	2	1:30.347	46.020	129	22.490	241	21.837	189	
2	1	1:32.736	47.309	129	23.114	237	22.313	190		22	2	1:30.486	45.997	131	22.471	241	22.018	187	
3	1	1:36.636	46.560	130	23.329	178	26.747	148		23	2	1:30.545	46.157	130	22.480	240	21.908	190	
4	1	1:53.958	57.638	129	30.184	197	26.136	83		24	2	1:31.430	46.027	126	23.168	237	22.235	188	
5	1	1:56.595	1:03.708	128	28.824	157	24.063	189		25	2	1:30.816	46.143	127	22.680	239	21.993	188	
6	1	1:30.881	46.084	130	22.505	239	22.292	188		26	2	1:30.964	46.268	125	22.741	241	21.955	188	
7	1	1:31.382	46.417	127	22.865	241	22.100	189		27	2	1:30.633	46.062	126	22.699	240	21.872	189	
8	1	1:31.351	46.033	125	22.654	242	22.664	189		28	2	1:31.051	46.263	126	22.813	241	21.975	190	
9	1	1:30.963	46.220	129	22.842	238	21.901	187		29	2	1:35.520	46.168	116	25.667	200	23.685	186	
10	1	1:30.156	45.811	126	22.519	240	21.826	189		30	2	1:34.406	48.262	122	23.232	239	22.912	186	
11	1	1:31.023	46.294	128	22.833	240	21.896	188		31	2	1:58.541	52.976	78	32.831	113	32.734	97	
12	1	1:30.295	45.860	130	22.567	239	21.868	189		32	2	1:55.585	57.165	122	32.336	152	26.084	147	
13	1	1:30.287	45.866	127	22.450	240	21.971	188		33	2	2:07.519	58.910	95	43.011	76	25.598	187	
14	1	1:30.472	45.947	130	22.504	239	22.021	189		34	2	1:32.249	47.017	126	22.905	238	22.327	190	
15	1	1:30.755	46.138	130	22.543	240	22.074	188		35	2	1:31.379	46.447	126	22.704	241	22.228	191	
16	1	1:30.495	46.051	129	22.460	239	21.984	189		36	2	1:31.479	46.582	126	22.709	241	22.188	188	
17	1	1:30.500	45.884	128	22.593	238	22.023	189		37	2	1:31.473	46.611	126	22.767	240	22.095	190	
18	1	1:34.985	46.006	130	22.521	238	26.458	58		38	2	1:31.572	46.645	129	22.800	242	22.127	189	
19	2	2:36.086	1:51.648	129	22.487	240	21.951	187		39	2	1:31.086	46.414	127	22.660	241	22.012	189	
20	2	1:30.292	45.795	130	22.505	238	21.992	187											

10 Skoog, SWE(#1) / Yelloly, GBR(#2)										theoretical besttime: 1:29.449									
1	1	1:43.410	55.089	122	23.892	222	24.429	188		21	2	1:29.999	46.013	129	22.384	237	21.602	188	
2	1	1:32.112	46.254	131	22.768	238	23.090	188		22	2	1:29.922	45.660	130	22.423	238	21.839	188	
3	1	1:34.409	46.347	129	22.640	208	25.422	165		23	2	1:30.293	45.971	127	22.578	237	21.744	190	
4	1	1:54.463	56.523	129	32.115	204	25.825	94		24	2	1:30.033	45.835	129	22.477	237	21.721	189	
5	1	1:58.005	1:02.688	127	30.748	139	24.569	185		25	2	1:30.032	45.799	128	22.516	239	21.717	189	
6	1	1:30.489	45.725	130	22.612	240	22.152	188		26	2	1:34.564	45.820	127	22.590	238	26.154	58	
7	1	1:32.150	46.192	126	23.126	237	22.832	189		27	2	1:47.011	1:02.811	131	22.480	240	21.720	189	
8	1	1:32.147	47.270	123	22.686	239	22.191	187		28	2	1:30.116	45.975	130	22.513	238	21.628	189	
9	1	1:29.978	45.463	129	22.521	238	21.994	188		29	2	1:33.061	46.841	114	23.560	231	22.660	188	
10	1	1:30.279	45.965	130	22.462	237	21.852	189		30	2	1:32.399	47.300	125	22.706	239	22.393	187	
11	1	1:30.094	45.723	129	22.484	237	21.887	184		31	2	1:58.186	52.293	84	33.654	102	32.239	92	
12	1	1:29.984	45.801	128	22.411	238	21.772	189		32	2	1:54.971	56.610	124	32.860	110	25.501	111	
13	1	1:30.153	45.744	129	22.457	238	21.952	190		33	2	2:06.198	58.129	117	42.854	76	25.215	188	
14	1	1:30.428	45.976	132	22.506	240	21.946	186		34	2	1:31.393	46.506	129	22.670	239	22.217	189	
15	1	1:30.321	46.088	126	22.539	237	21.694	189		35	2	1:31.344	46.061	127	22.568	232	22.715	188	
16	1	1:34.596	46.159	129	22.396	236	26.041	58		36	2	1:32.274	46.281	129	22.732	238	23.261	185	
17	2	2:35.401	1:51.064	130	22.499	237	21.838	187		37	2	1:31.308	46.719	127	22.525	241	22.064	189	
18	2	1:30.179	45.825	127	22.535	237	21.819	188		38	2	1:30.569	46.149	130	22.482	241	21.938	189	
19	2	1:29.931	45.570	130	22.484	238	21.877	188		39	2	1:31.143	46.186	128	22.634	242	22.323	187	





ADAC GT Masters



Sector List Race 1

Provisional

DMSB Reg. Nr.: R-11746/20

Saturday, August 15, 2020 13:05:00

Nürburgring, Length: 3629m

Air temperature: 23.99°C

Track temperature: 24.8°C

Weather condition: Dry

Lap	Id	Time	SE1	SP1	SE2	SP2	SE3	SP3	TSP	Lap	Id	Time	SE1	SP1	SE2	SP2	SE3	SP3	TSP
20	2	1:29.924	45.714	130	22.450	238	21.760	189											

11 Erhart, DEU(#1) / Kaffer, DEU(#2)

theoretical besttime: 1:30.029

1	1	1:44.429	56.342	127	23.656	237	24.431	182		21	2	1:30.258	45.744	129	22.760	233	21.754	184	
2	1	1:31.852	46.426	130	22.921	234	22.505	184		22	2	1:30.242	45.750	129	22.692	234	21.800	185	
3	1	1:36.063	46.430	130	23.212	198	26.421	142		23	2	1:30.596	45.866	132	22.817	233	21.913	184	
4	1	1:54.154	57.289	127	31.121	181	25.744	87		24	2	1:30.589	45.803	130	22.930	232	21.856	184	
5	1	1:57.093	1:03.020	130	29.635	149	24.438	184		25	2	1:30.468	45.916	128	22.762	234	21.790	184	
6	1	1:31.069	46.043	130	22.979	235	22.047	184		26	2	1:30.278	45.824	130	22.677	234	21.777	184	
7	1	1:31.363	46.504	129	22.850	233	22.009	184		27	2	1:30.152	45.812	132	22.628	234	21.712	185	
8	1	1:31.753	46.653	123	23.000	237	22.100	184		28	2	1:30.299	45.874	128	22.635	233	21.790	184	
9	1	1:30.357	45.858	127	22.713	233	21.786	184		29	2	1:31.601	45.897	130	23.255	232	22.449	182	
10	1	1:30.531	45.932	129	22.791	232	21.808	184		30	2	1:35.214	48.601	126	23.268	232	23.345	123	
11	1	1:30.721	46.231	129	22.700	233	21.790	184		31	2	2:04.632	59.763	67	33.539	115	31.330	129	
12	1	1:30.276	45.896	128	22.630	233	21.750	184		32	2	1:56.961	58.602	112	31.594	127	26.765	118	
13	1	1:30.194	45.689	128	22.718	232	21.787	184		33	2	2:08.317	59.105	86	43.792	78	25.420	185	
14	1	1:30.383	45.737	129	22.759	233	21.887	183		34	2	1:32.605	46.726	127	23.441	233	22.438	185	
15	1	1:30.322	45.832	129	22.692	233	21.798	184		35	2	1:31.127	46.175	129	22.856	234	22.096	186	
16	1	1:30.216	45.704	129	22.682	234	21.830	184		36	2	1:31.854	46.562	127	23.000	235	22.292	185	
17	1	1:30.495	45.897	128	22.722	232	21.876	184		37	2	1:31.521	46.867	131	22.759	235	21.895	185	
18	1	1:34.416	45.692	130	22.790	233	25.934	57		38	2	1:30.766	45.863	129	22.902	234	22.001	185	
19	2	2:34.848	1:50.375	130	22.713	233	21.760	184		39	2	1:31.241	46.059	129	22.956	237	22.226	184	
20	2	1:30.282	45.704	132	22.743	233	21.835	183											

12 Ortman, DEU(#1) / Winkelhock, DEU(#2)

theoretical besttime: 1:30.154

1	1	1:46.136	57.517	125	23.567	234	25.052	182		21	2	1:30.396	45.759	131	22.728	232	21.909	183	
2	1	1:33.383	47.307	119	23.400	234	22.676	184		22	2	1:30.243	45.743	129	22.702	233	21.798	183	
3	1	1:37.761	46.387	132	24.009	165	27.365	153		23	2	1:30.366	45.884	131	22.665	233	21.817	183	
4	1	1:54.141	57.984	126	30.145	183	26.012	96		24	2	1:30.349	45.781	128	22.693	234	21.875	184	
5	1	1:55.551	1:04.158	125	27.132	173	24.261	183		25	2	1:30.331	45.748	126	22.682	233	21.901	184	
6	1	1:30.916	45.939	130	22.840	232	22.137	184		26	2	1:31.278	46.079	125	22.980	235	22.219	185	
7	1	1:31.349	46.300	130	22.788	233	22.261	184		27	2	1:31.074	46.145	128	22.891	233	22.038	185	
8	1	1:31.739	46.710	131	22.966	233	22.063	183		28	2	1:30.914	46.254	128	22.716	232	21.944	185	
9	1	1:31.246	46.424	131	22.941	233	21.881	183		29	2	1:33.508	46.914	127	23.466	213	23.128	182	
10	1	1:31.321	46.178	130	22.859	233	22.284	184		30	2	1:34.352	48.292	125	23.576	229	22.484	182	
11	1	1:30.799	46.064	129	22.840	233	21.895	183		31	2	1:57.595	52.593	83	33.289	129	31.713	91	
12	1	1:30.766	45.957	131	22.903	232	21.906	184		32	2	1:55.531	57.567	126	32.534	143	25.430	114	
13	1	1:31.715	46.092	131	22.876	233	22.747	184		33	2	2:07.079	58.732	104	43.519	75	24.828	183	
14	1	1:30.521	45.799	130	22.774	233	21.948	184		34	2	1:31.195	46.038	130	22.898	234	22.259	184	
15	1	1:31.061	46.179	131	22.882	231	22.000	183		35	2	1:31.506	46.409	128	22.972	232	22.125	185	
16	1	1:30.784	46.122	131	22.715	233	21.947	183		36	2	1:34.098	46.259	127	23.579	233	24.260	154	
17	1	1:30.699	45.847	130	22.803	232	22.049	182		37	2	1:31.619	46.827	133	22.705	233	22.087	183	
18	1	1:30.552	45.836	131	22.765	232	21.951	184		38	2	1:30.991	46.021	131	22.617	234	22.353	184	
19	1	1:35.171	45.819	131	22.716	232	26.636	58		39	2	1:30.307	45.739	132	22.650	234	21.918	184	
20	2	2:35.689	1:51.058	129	22.769	231	21.862	184											

14 Johansson, SWE(#1) / Klingmann, DEU(#2)

theoretical besttime: 1:29.487

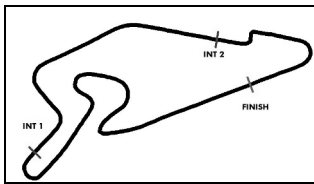
1	1	1:39.670	53.292	119	23.215	227	23.163	188		21	2	1:30.682	46.029	132	22.591	240	22.062	187	
2	1	1:31.625	46.783	129	22.636	241	22.206	189		22	2	1:32.682	47.496	130	22.857	239	22.329	188	
3	1	1:32.602	46.010	131	22.469	242	24.123	172		23	2	1:31.589	46.689	130	22.833	240	22.067	189	
4	1	1:55.718	55.121	121	32.107	162	28.490	102		24	2	1:30.730	46.111	130	22.639	240	21.980	189	
5	1	1:58.899	1:00.324	131	31.395	138	27.180	189		25	2	1:31.095	46.071	129	22.804	239	22.220	187	
6	1	1:29.609	45.549	132	22.287	242	21.773	190		26	2	1:32.029	47.229	126	22.673	240	22.127	187	
7	1	1:29.843	45.685	132	22.313	242	21.845	190		27	2	1:31.049	46.269	126	22.744	240	22.036	189	
8	1	1:30.503	46.017	131	22.532	242	21.954	188		28	2	1:30.820	46.184	127	22.669	238	21.967	189	
9	1	1:29.842	45.586	132	22.362	243	21.894	189		29	2	1:31.725	46.041	129	22.771	238	22.913	189	
10	1	1:29.799	45.599	132	22.489	241	21.711	189		30	2	1:36.902	48.257	127	23.023	236	25.622	136	
11	1	1:29.908	45.703	128	22.510	241	21.695	189		31	2	2:04.912	1:00.153	70	33.485	115	31.274	144	
12	1	1:29.642	45.591	130	22.400	241	21.651	190		32	2	1:57.249	58.880	115	31.625	125	26.744	105	
13	1	1:30.100	45.737	131	22.477	241	21.886	189		33	2	2:09.397	59.770	84	43.313	79	26.314	188	
14	1	1:29.941	45.742	131	22.457	241	21.742	188		34	2	1:31.765	46.834	128	22.712	240	22.219	190	
15	1	1:30.188	45.875	131	22.477	242	21.836	189		35	2	1:31.696	46.588	128	23.035	239	22.073	190	
16	1	1:30.466	46.008	130	22.526	243	21.932	189		36	2	1:31.698	46.824	129	22.771	241	22.103	189	
17	1	1:30.509	46.007	130	22.454	242	22.048	189		37	2	1:31.073	46.319	132	22.702	240	22.052	190	

ver: 1.0

www.adac.de/motorsport

Page 3/ 12 printed: 15.8.2020 14:13





ADAC GT Masters



Sector List Race 1

Provisional

DMSB Reg. Nr.: R-11746/20

Saturday, August 15, 2020 13:05:00

Nürburgring, Length: 3629m

Air temperature: 23.99°C

Track temperature: 24.8°C

Weather condition: Dry

Lap	Id	Time	SE1	SP1	SE2	SP2	SE3	SP3	TSP	Lap	Id	Time	SE1	SP1	SE2	SP2	SE3	SP3	TSP
18	1	1:34.213	45.825	131	22.558	242	25.830	58		38	2	1:30.951	46.203	129	22.736	240	22.012	190	
19	2	2:35.134	1:50.561	131	22.598	240	21.975	188		39	2	1:31.849	46.735	123	22.951	241	22.163	187	
20	2	1:30.654	46.068	133	22.661	240	21.925	189											

17 Bachler, AUT(#1) / De Silvestro, CHE(#2)

theoretical besttime: 1:28.91

1	1	1:36.137	50.905	132	23.257	235	21.975	188		21	1	1:29.397	45.319	133	22.432	235	21.646	188	
2	1	1:29.616	45.372	134	22.604	234	21.640	187		22	1	1:33.938	45.706	132	22.583	236	25.649	57	
3	1	1:30.035	45.309	132	22.684	228	22.042	185		23	2	2:39.188	1:54.430	129	22.912	233	21.846	185	
4	1	1:56.676	54.485	83	33.055	107	29.136	104		24	2	1:30.477	45.851	129	22.810	232	21.816	185	
5	1	2:00.200	58.788	94	34.235	96	27.177	186		25	2	1:30.241	45.587	131	22.616	234	22.038	186	
6	1	1:29.663	45.498	132	22.564	234	21.601	188		26	2	1:29.903	45.501	132	22.670	234	21.732	186	
7	1	1:29.327	45.280	133	22.444	235	21.603	187		27	2	1:29.902	45.560	131	22.600	234	21.742	186	
8	1	1:29.220	45.238	133	22.447	234	21.535	187		28	2	1:29.862	45.512	131	22.660	234	21.690	186	
9	1	1:29.263	45.246	131	22.582	234	21.435	187		29	2	1:30.366	45.801	132	22.684	233	21.881	186	
10	1	1:28.963	45.073	133	22.421	235	21.469	187		30	2	1:49.031	46.793	128	31.863	130	30.375	143	
11	1	1:29.157	45.248	133	22.383	235	21.526	187		31	2	2:06.126	1:02.636	79	33.508	123	29.982	132	
12	1	1:29.168	45.265	133	22.391	235	21.512	187		32	2	1:59.942	59.417	117	32.225	155	28.300	154	
13	1	1:29.087	45.176	133	22.470	234	21.441	187		33	2	2:12.229	57.806	112	47.092	71	27.331	185	
14	1	1:29.143	45.184	132	22.449	235	21.510	187		34	2	1:30.621	46.131	129	22.715	234	21.775	187	
15	1	1:29.176	45.191	134	22.469	235	21.516	187		35	2	1:30.395	45.875	132	22.693	234	21.827	187	
16	1	1:29.194	45.173	133	22.491	235	21.530	187		36	2	1:29.857	45.553	131	22.559	234	21.745	187	
17	1	1:29.441	45.298	132	22.556	235	21.587	186		37	2	1:29.872	45.491	132	22.592	234	21.789	187	
18	1	1:29.463	45.333	132	22.478	235	21.652	187		38	2	1:30.014	45.698	132	22.653	235	21.663	188	
19	1	1:29.468	45.415	132	22.450	235	21.603	187		39	2	1:31.301	46.651	128	22.807	235	21.843	185	
20	1	1:29.450	45.431	133	22.421	235	21.598	187											

18 Fittje, DEU(#1) / Jahn, DEU(#2)

theoretical besttime: 1:29.112

1	1	1:41.282	53.977	127	23.597	234	23.708	187		21	2	1:30.340	45.656	131	22.804	235	21.880	187	
2	1	1:31.571	46.296	131	22.839	235	22.436	187		22	2	1:30.435	46.260	133	22.560	234	21.615	188	
3	1	1:33.704	45.978	131	22.938	203	24.788	147		23	2	1:31.600	46.581	131	22.936	235	22.083	187	
4	1	1:55.162	55.157	125	31.852	176	28.153	101		24	2	1:29.963	45.786	132	22.516	234	21.661	187	
5	1	1:58.354	1:01.214	129	30.492	144	26.648	186		25	2	1:29.506	45.258	133	22.517	235	21.731	187	
6	1	1:30.655	45.846	132	22.835	235	21.974	188		26	2	1:29.517	45.274	132	22.543	235	21.700	187	
7	1	1:30.407	46.523	131	22.392	235	21.492	187		27	2	1:29.433	45.228	132	22.482	236	21.723	188	
8	1	1:29.234	45.248	131	22.492	234	21.494	187		28	2	1:30.096	45.485	132	22.601	235	22.010	188	
9	1	1:29.552	45.406	130	22.499	235	21.647	187		29	2	1:34.033	45.625	132	24.025	179	24.383	186	
10	1	1:29.449	45.264	131	22.529	235	21.656	187		30	2	1:38.782	46.488	130	23.737	172	28.557	121	
11	1	1:29.765	45.429	131	22.546	236	21.790	187		31	2	2:05.466	1:01.077	72	33.961	116	30.428	140	
12	1	1:30.081	45.697	130	22.566	236	21.818	186		32	2	1:58.418	58.716	127	31.526	118	28.176	120	
13	1	1:29.867	45.572	133	22.534	234	21.761	186		33	2	2:09.811	59.309	75	43.689	68	26.813	188	
14	1	1:29.773	45.404	132	22.600	236	21.769	187		34	2	1:32.187	46.710	133	23.299	236	22.178	189	
15	1	1:30.184	45.625	131	22.694	235	21.865	187		35	2	1:30.756	45.688	130	22.733	236	22.335	188	
16	1	1:30.277	45.765	130	22.660	236	21.852	187		36	2	1:31.463	46.666	131	22.675	235	22.122	187	
17	1	1:34.205	45.578	131	22.519	235	26.108	57		37	2	1:30.739	45.846	132	22.829	235	22.064	188	
18	2	2:36.708	1:52.445	132	22.449	233	21.814	184		38	2	1:30.154	45.620	132	22.632	237	21.902	189	
19	2	1:29.495	45.428	133	22.400	234	21.667	187		39	2	1:32.746	47.716	126	23.004	236	22.026	188	
20	2	1:29.759	45.356	132	22.532	234	21.871	187											

19 Lagrange, BEL(#1) / Schmid, AUT(#2)

theoretical besttime: 1:29.749

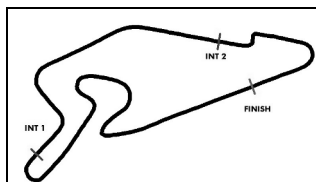
1	1	1:45.631	57.126	129	23.800	232	24.705	185		21	2	1:29.785	45.620	132	22.548	234	21.617	186	
2	1	1:32.642	47.101	118	23.338	233	22.203	181		22	2	1:31.285	45.949	130	22.698	236	22.638	184	
3	1	1:36.648	46.291	130	23.485	178	26.872	146		23	2	1:30.488	46.345	133	22.528	234	21.615	186	
4	1	1:54.078	57.698	123	30.152	196	26.228	94		24	2	1:30.018	45.753	130	22.585	235	21.680	185	
5	1	1:56.400	1:03.610	125	28.565	157	24.225	184		25	2	1:30.699	46.046	130	22.764	235	21.889	185	
6	1	1:30.677	46.033	131	22.754	236	21.890	185		26	2	1:30.897	46.011	129	22.842	237	22.044	185	
7	1	1:32.146	46.651	132	22.994	236	22.501	184		27	2	1:30.665	46.110	130	22.789	236	21.766	185	
8	1	1:31.811	46.751	130	22.893	233	22.167	183		28	2	1:31.058	46.094	130	22.825	236	22.139	185	
9	1	1:31.212	46.396	128	22.811	234	22.005	184		29	2	1:35.585	46.393	125	25.550	192	23.642	183	
10	1	1:30.725	46.028	130	22.734	234	21.963	184		30	2	1:34.819	48.603	125	23.337	231	22.879	183	
11	1	1:30.480	45.978	130	22.715	234	21.787	184		31	2	1:58.343	53.124	80	32.936	130	32.283	97	
12	1	1:30.433	45.823	132	22.730	235	21.880	185		32	2	1:55.617	57.462	118	32.170	162	25.985	140	
13	1	1:30.565	45.884	129	22.655	235	22.026	185		33	2	2:07.192	58.843	92	43.054	77	25.295	185	
14	1	1:30.538	45.798	129	22.826	234	21.914	186		34	2	1:32.208	46.900	128	23.005	236	22.303	185	
15	1	1:30.894	46.193	129	22.807	234	21.894	184		35	2	1:31.478	46.373	127	22.790	236	22.315	185	

ver: 1.0

www.adac.de/motorsport

Page 4/ 12 printed: 15.8.2020 14:13





ADAC GT Masters



Sector List Race 1

Provisional

Nürburgring, Length: 3629m

Air temperature: 23.99°C

Track temperature: 24.8°C

Weather condition: Dry

DMSB Reg. Nr.: R-11746/20

Saturday, August 15, 2020 13:05:00

Lap	Id	Time	SE1	SP1	SE2	SP2	SE3	SP3	TSP	Lap	Id	Time	SE1	SP1	SE2	SP2	SE3	SP3	TSP
16	1	1:30.620	46.002	132	22.639	235	21.979	184		36	2	1:31.450	46.541	128	22.911	235	21.998	186	
17	1	1:34.717	45.687	122	22.781	234	26.249	54		37	2	1:31.383	46.402	123	22.927	236	22.054	186	
18	2	2:35.918	1:51.269	131	22.703	234	21.946	184		38	2	1:30.631	46.067	130	22.669	236	21.895	186	
19	2	1:30.384	46.111	131	22.530	235	21.743	185		39	2	1:30.468	45.985	132	22.652	236	21.831	187	
20	2	1:30.050	45.826	132	22.623	234	21.601	185											

20 Wishofer, AUT(#1) / Boccolacci, FRA(#2)

theoretical besttime: 1:29.089

1	1	1:37.042	51.510	127	23.214	233	22.318	185		21	2	1:30.052	45.993	130	22.592	233	21.467	185	
2	1	1:29.807	45.351	130	22.714	233	21.742	184		22	2	1:29.272	45.403	129	22.531	234	21.338	186	
3	1	1:30.493	45.373	129	22.540	233	22.580	183		23	2	1:29.550	45.574	130	22.544	233	21.432	185	
4	1	1:56.439	54.076	78	33.004	111	29.359	106		24	2	1:29.672	45.624	131	22.513	234	21.535	184	
5	1	1:59.584	58.440	96	34.157	94	26.987	184		25	2	1:30.075	45.636	130	22.635	235	21.804	186	
6	1	1:30.242	45.884	130	22.643	234	21.715	185		26	2	1:29.676	45.523	131	22.620	235	21.533	186	
7	1	1:29.743	45.451	130	22.633	234	21.659	185		27	2	1:29.743	45.421	129	22.688	235	21.634	185	
8	1	1:29.536	45.496	130	22.511	234	21.529	186		28	2	1:29.933	45.663	128	22.671	234	21.599	186	
9	1	1:29.494	45.421	128	22.517	234	21.556	186		29	2	1:30.900	45.800	128	22.733	234	22.367	185	
10	1	1:29.647	45.478	129	22.515	234	21.654	185		30	2	1:48.846	47.396	125	31.082	129	30.368	138	
11	1	1:29.493	45.365	129	22.493	235	21.635	185		31	2	2:06.431	1:02.808	69	33.209	132	30.414	144	
12	1	1:29.894	45.693	130	22.463	235	21.738	185		32	2	1:59.426	59.933	85	31.287	169	28.206	159	
13	1	1:29.456	45.425	130	22.437	234	21.594	186		33	2	2:12.072	58.716	79	45.978	73	27.378	184	
14	1	1:29.686	45.493	129	22.490	234	21.703	186		34	2	1:32.434	46.957	125	33.228	236	22.249	186	
15	1	1:29.675	45.390	129	22.634	234	21.651	185		35	2	1:29.882	45.709	130	22.636	234	21.537	186	
16	1	1:29.967	45.787	129	22.569	235	21.611	186		36	2	1:29.724	45.542	131	22.570	235	21.612	186	
17	1	1:33.636	45.536	130	22.602	234	25.498	58		37	2	1:29.947	45.580	129	22.585	236	21.782	185	
18	2	2:34.220	1:49.990	129	22.654	233	21.576	186		38	2	1:30.213	45.816	130	22.657	236	21.740	186	
19	2	1:29.699	45.681	131	22.570	233	21.448	185		39	2	1:30.418	45.817	131	22.803	236	21.798	186	
20	2	1:29.427	45.563	131	22.563	233	21.301	186											

21 Keilwitz, DEU(#1) / Eriksson, SWE(#2)

theoretical besttime: 1:29.390

1	1	1:38.979	52.199	126	23.285	234	23.495	184		21	1	2:34.994	1:50.567	130	22.706	233	21.721	185	
2	1	1:31.165	46.206	130	22.926	233	22.033	185		22	1	1:30.030	45.597	132	22.550	234	21.883	186	
3	1	1:31.500	45.587	131	22.658	232	23.255	180		23	1	1:30.890	46.278	130	22.767	233	21.845	185	
4	1	1:55.988	54.715	96	32.338	146	28.935	95		24	2	1:30.670	45.919	128	22.817	234	21.934	185	
5	1	1:59.001	59.069	128	32.859	115	27.073	185		25	2	1:30.395	45.838	128	22.735	234	21.822	184	
6	1	1:30.096	45.626	132	22.650	233	21.820	185		26	2	1:30.303	45.825	129	22.753	234	21.725	185	
7	1	1:30.377	45.524	132	22.601	235	22.252	186		27	2	1:30.172	45.732	130	22.744	234	21.696	185	
8	1	1:30.469	46.189	130	22.637	234	21.643	186		28	2	1:30.429	45.774	130	22.819	233	21.836	185	
9	1	1:29.580	45.409	132	22.569	233	21.602	186		29	2	1:33.468	45.862	132	23.930	190	23.676	185	
10	1	1:29.390	45.394	131	22.451	234	21.545	186		30	2	1:38.910	46.786	130	23.878	197	28.246	132	
11	1	1:29.994	45.775	130	22.593	234	21.626	186		31	2	2:05.046	1:01.061	67	33.956	112	30.029	153	
12	1	1:29.703	45.516	132	22.570	234	21.617	186		32	2	1:58.901	58.800	117	32.255	132	27.846	116	
13	1	1:29.989	45.703	131	22.603	233	21.683	186		33	2	2:10.699	59.200	80	44.046	69	27.453	185	
14	1	1:30.332	45.646	130	22.770	234	21.916	186		34	2	1:31.594	46.734	128	23.018	234	21.842	185	
15	1	1:30.353	45.853	131	22.743	233	21.757	186		35	2	1:30.776	45.986	130	22.838	232	21.952	186	
16	1	1:30.238	45.803	130	22.621	235	21.814	186		36	2	1:30.270	45.772	130	22.775	234	21.723	186	
17	1	1:30.307	45.772	131	22.713	233	21.822	186		37	2	1:30.658	46.126	131	22.714	235	21.818	186	
18	1	1:29.930	45.639	131	22.556	232	21.735	186		38	2	1:30.250	45.786	131	22.741	235	21.723	186	
19	1	1:30.022	45.707	132	22.584	233	21.731	185		39	2	1:30.288	45.596	130	22.784	235	21.908	186	
20	1	1:34.026	45.692	130	22.525	234	25.809	57											

22 Engel, DEU(#1) / Stolz, DEU(#2)

theoretical besttime: 1:28.741

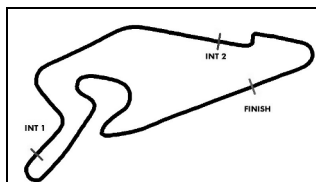
1	1	1:34.327	49.828	132	22.731	231	21.768	185		21	2	1:29.417	45.350	132	22.480	233	21.587	186	
2	1	1:29.287	45.133	132	22.563	232	21.591	185		22	2	1:29.436	45.316	132	22.513	234	21.607	187	
3	1	1:29.883	45.132	132	22.726	232	22.025	180		23	2	1:29.534	45.360	133	22.533	233	21.641	186	
4	1	1:57.597	56.200	81	32.639	138	28.758	130		24	2	1:29.465	45.372	132	22.468	234	21.625	186	
5	1	2:01.248	59.452	98	34.473	100	27.323	185		25	2	1:29.383	45.307	132	22.472	234	21.604	186	
6	1	1:29.240	45.292	132	22.442	231	21.506	186		26	2	1:29.402	45.233	132	22.477	235	21.692	186	
7	1	1:28.966	45.109	133	22.410	232	21.447	186		27	2	1:29.259	45.197	131	22.464	234	21.598	187	
8	1	1:28.949	45.050	133	22.349	233	21.550	186		28	2	1:29.221	45.224	132	22.392	235	21.605	186	
9	1	1:28.859	45.038	133	22.383	233	21.438	186		29	2	1:29.432	45.267	131	22.483	234	21.682	185	
10	1	1:28.979	45.008	133	22.347	233	21.624	186		30	2	2:01.589	57.240	87	34.095	117	30.254	140	
11	1	1:28.896	44.993	133	22.401	233	21.502	185		31	2	2:05.587	1:02.786	78	33.488	115	29.313	155	
12	1	1:28.804	45.056	133	22.321	233	21.427	187		32	2	2:00.594	1:00.082	113	32.297	164	28.215	153	
13	1	1:28.897	45.003	132	22.362	232	21.532	185		33	2	2:12.357	57.968	103	47.340	72	27.049	186	

ver: 1.0

www.adac.de/motorsport

Page 5/ 12 printed: 15.8.2020 14:13





ADAC GT Masters



Sector List Race 1

Provisional

Nürburgring, Length: 3629m

Air temperature: 23.99°C

Track temperature: 24.8°C

Weather condition: Dry

DMSB Reg. Nr.: R-11746/20

Saturday, August 15, 2020 13:05:00

Lap	Id	Time	SE1	SP1	SE2	SP2	SE3	SP3	TSP	Lap	Id	Time	SE1	SP1	SE2	SP2	SE3	SP3	TSP
14	1	1:29.157	45.215	133	22.326	233	21.616	185		34	2	1:30.015	45.750	130	22.553	234	21.712	187	
15	1	1:29.009	45.104	132	22.438	233	21.467	186		35	2	1:29.736	45.455	132	22.484	234	21.797	187	
16	1	1:29.102	45.214	133	22.338	233	21.550	186		36	2	1:29.530	45.400	131	22.513	234	21.617	187	
17	1	1:33.013	45.129	134	22.353	233	25.531	57		37	2	1:29.508	45.384	131	22.482	233	21.642	187	
18	2	2:33.832	1:49.887	132	22.342	233	21.603	185		38	2	1:29.437	45.366	132	22.448	234	21.623	187	
19	2	1:29.564	45.487	131	22.429	233	21.648	186		39	2	1:29.189	45.132	132	22.443	234	21.614	186	
20	2	1:29.415	45.283	132	22.535	233	21.597	187											

25 Walilko, POL(#1) / Beckhusen, DEU(#2)

theoretical besttime: 1:29.781

1	1	1:43.996	55.948	129	23.601	232	24.447	185		21	2	1:30.772	46.075	129	22.848	233	21.849	185	
2	1	1:32.066	46.452	131	22.912	234	22.702	184		22	2	1:30.598	45.827	130	22.729	234	22.042	185	
3	1	1:35.792	46.392	131	23.110	198	26.290	141		23	2	1:31.924	46.171	126	22.950	234	22.803	184	
4	1	1:53.763	57.218	126	31.180	179	25.365	92		24	2	1:31.387	46.389	125	23.178	233	21.820	185	
5	1	1:57.495	1:03.339	127	29.711	142	24.445	185		25	2	1:30.720	45.918	128	22.821	233	21.981	185	
6	1	1:30.516	45.803	131	22.747	235	21.966	185		26	2	1:30.382	45.728	129	22.810	233	21.844	185	
7	1	1:31.864	46.018	131	23.145	236	22.701	185		27	2	1:31.337	46.658	130	22.711	234	21.968	185	
8	1	1:30.996	46.421	131	22.793	234	21.782	186		28	2	1:30.444	45.734	129	22.800	233	21.910	184	
9	1	1:29.926	45.572	131	22.673	235	21.681	186		29	2	1:35.685	46.460	107	25.526	192	23.699	181	
10	1	1:30.182	45.503	129	22.789	232	21.890	185		30	2	1:34.959	48.883	128	23.534	230	22.542	183	
11	1	1:30.102	45.431	130	22.891	234	21.780	185		31	2	1:57.921	52.459	63	33.442	119	32.020	108	
12	1	1:30.110	45.608	128	22.723	233	21.779	185		32	2	1:56.099	57.330	126	32.335	150	26.434	124	
13	1	1:30.270	45.627	128	22.754	233	21.889	185		33	2	2:07.919	58.740	92	43.611	70	25.568	185	
14	1	1:30.060	45.599	129	22.734	234	21.727	185		34	2	1:32.084	47.073	130	22.864	234	22.147	184	
15	1	1:30.349	45.692	131	22.874	233	21.783	185		35	2	1:30.864	46.037	129	22.809	235	22.018	186	
16	1	1:29.965	45.427	132	22.728	234	21.810	185		36	2	1:31.419	46.286	126	23.024	236	22.109	186	
17	1	1:34.755	45.510	131	22.715	233	26.530	58		37	2	1:31.579	46.655	129	22.956	235	21.968	185	
18	2	2:37.971	1:52.324	126	23.310	235	22.337	181		38	2	1:30.834	45.969	130	22.718	235	22.147	187	
19	2	1:31.284	46.643	129	22.738	234	21.903	186		39	2	1:31.003	46.167	130	22.824	236	22.012	185	
20	2	1:30.566	45.936	131	22.748	234	21.882	185											

26 Feller, CHE(#1) / Mücke, DEU(#2)

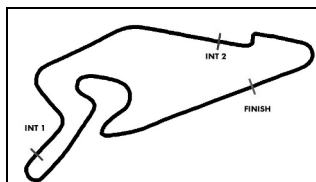
theoretical besttime: 1:29.512

1	1	1:42.808	54.071	125	24.216	229	24.521	181		21	2	1:30.258	45.713	128	22.676	233	21.869	184	
2	1	1:32.401	45.883	132	22.677	235	23.841	184		22	2	1:30.056	45.557	130	22.696	233	21.803	184	
3	1	1:34.020	45.723	131	22.873	176	25.424	137		23	2	1:30.167	45.633	128	22.676	233	21.858	184	
4	1	1:54.594	56.443	131	31.585	186	26.566	102		24	2	1:30.288	45.598	130	22.734	233	21.956	182	
5	1	1:57.988	1:01.558	128	32.164	129	24.266	184		25	2	1:30.223	45.674	131	22.726	233	21.823	184	
6	1	1:30.627	45.750	131	22.805	235	22.072	184		26	2	1:30.383	45.746	129	22.736	234	21.901	184	
7	1	1:32.324	46.404	124	23.217	238	22.703	184		27	2	1:30.613	45.772	130	22.740	235	22.101	185	
8	1	1:29.680	45.449	131	22.444	234	21.787	184		28	2	1:30.996	46.191	128	22.751	234	22.054	184	
9	1	1:29.757	45.482	130	22.492	234	21.783	182		29	2	1:33.556	46.891	126	23.534	221	23.131	179	
10	1	1:39.048	45.297	132	29.133	90	24.618	183		30	2	1:34.347	48.304	125	23.469	230	22.574	183	
11	1	1:30.477	45.782	130	22.746	234	21.949	184		31	2	1:57.765	52.768	80	33.176	113	31.821	83	
12	1	1:30.742	45.928	130	22.823	235	21.991	184		32	2	1:55.407	57.591	119	32.724	117	25.092	123	
13	1	1:30.967	45.855	129	23.100	233	22.012	183		33	2	2:06.725	58.699	110	43.066	78	24.960	185	
14	1	1:29.896	45.602	132	22.523	233	21.771	184		34	2	1:31.239	46.175	128	22.790	234	22.274	185	
15	1	1:30.103	45.547	130	22.702	234	21.854	184		35	2	1:31.417	46.337	125	22.818	237	22.262	185	
16	1	1:30.373	45.761	132	22.740	235	21.872	184		36	2	1:32.377	46.157	128	23.169	234	23.051	183	
17	1	1:39.675	45.716	130	22.737	235	31.222	53		37	2	1:30.716	45.796	128	22.742	234	22.178	184	
18	2	2:37.276	1:52.387	127	22.850	232	22.039	182		38	2	1:30.762	45.871	128	22.843	235	22.048	185	
19	2	1:30.830	46.039	129	22.771	232	22.020	183		39	2	1:31.232	46.124	129	22.991	235	22.117	184	
20	2	1:30.406	45.830	129	22.682	233	21.894	184											

28 Hofer, AUT(#1) / Haase, DEU(#2)

theoretical besttime: 1:30.777

1	1	1:41.179	53.619	99	24.212	233	23.348	183		5	1	1:58.578	1:00.864	128	30.649	132	27.065	185	
2	1	1:31.389	46.188	128	22.935	235	22.266	184		6	1	1:30.777	45.896	130	22.785	235	22.096	185	
3	1	1:33.345	46.029	130	22.892	214	24.424	146		7	1	2:28.216	1:34.057	124	25.633	188	28.526	58	
4	1	1:55.264	55.066	114	32.031	175	28.167	98											



ADAC GT Masters



Sector List Race 1

Provisional

DMSB Reg. Nr.: R-11746/20

Saturday, August 15, 2020 13:05:00

Nürburgring, Length: 3629m

Air temperature: 23.99°C

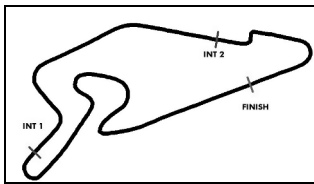
Track temperature: 24.8°C

Weather condition: Dry

Lap	Id	Time	SE1	SP1	SE2	SP2	SE3	SP3	TSP	Lap	Id	Time	SE1	SP1	SE2	SP2	SE3	SP3	TSP
29 Schramm, DEU(#1) / Mies, DEU(#2)										theoretical besttime: 1:29.387									
1	1	1:42.499	54.528	126	23.801	236	24.170	184		19	2	1:29.387	45.268	129	22.505	234	21.614	185	
2	1	1:31.297	45.725	129	22.794	235	22.778	184		20	2	1:29.609	45.372	130	22.541	234	21.696	185	
3	1	1:33.918	45.755	128	23.145	191	25.018	129		21	2	1:30.355	45.515	131	22.589	234	22.251	185	
4	1	1:55.052	55.577	123	32.189	163	27.286	94		22	2	1:30.612	45.807	133	22.668	235	22.137	186	
5	1	1:58.375	1:01.267	126	31.448	147	25.660	183		23	2	1:30.196	45.702	131	22.601	235	21.893	184	
6	1	1:30.653	45.787	128	22.647	235	22.219	184		24	2	1:30.192	45.661	131	22.594	234	21.937	185	
7	1	1:31.070	46.456	126	22.794	233	21.820	184		25	2	1:30.716	46.292	130	22.564	235	21.860	185	
8	1	1:29.857	45.621	128	22.531	234	21.705	184		26	2	1:31.310	46.356	128	22.898	236	22.056	186	
9	1	1:29.624	45.382	130	22.576	232	21.666	184		27	2	1:31.145	46.112	127	22.814	237	22.219	185	
10	1	1:29.482	45.293	128	22.555	233	21.634	184		28	2	1:30.814	46.014	127	22.810	235	21.990	185	
11	1	1:29.555	45.325	129	22.584	233	21.646	184		29	2	1:32.257	46.191	129	22.949	232	23.117	163	
12	1	1:29.656	45.385	129	22.578	232	21.693	184		30	2	1:36.702	49.745	128	22.847	234	24.110	127	
13	1	1:29.862	45.491	129	22.602	234	21.769	184		31	2	2:04.836	1:00.035	72	33.369	118	31.432	149	
14	1	1:29.710	45.401	130	22.611	233	21.698	184		32	2	1:57.578	58.937	113	31.792	126	26.849	113	
15	1	1:29.813	45.446	127	22.645	234	21.722	184		33	2	2:08.594	59.354	80	43.655	76	25.585	184	
16	1	1:34.045	45.577	128	22.669	235	25.799	58		34	2	1:32.044	46.945	130	23.003	234	22.096	185	
17	2	2:41.567	1:57.215	129	22.619	234	21.733	184		35	2	1:31.655	46.297	131	23.140	236	22.218	186	
18	2	1:29.570	45.358	131	22.531	234	21.681	184		36	2	1:45.005	46.808	130	23.550	170	34.647	58	

Lap	Id	Time	SE1	SP1	SE2	SP2	SE3	SP3	TSP	Lap	Id	Time	SE1	SP1	SE2	SP2	SE3	SP3	TSP
30 Ineichen, CHE(#1) / Bortolotti, ITA(#2)										theoretical besttime: 1:29.061									
1	1	1:40.430	53.760	126	23.577	233	23.093	184		21	2	1:29.441	45.345	129	22.536	234	21.560	185	
2	1	1:31.851	46.662	124	22.937	234	22.252	183		22	2	1:30.186	45.247	129	22.642	236	22.297	185	
3	1	1:32.815	45.954	129	22.970	234	23.891	166		23	2	1:30.277	45.978	129	22.610	233	21.689	185	
4	1	1:55.546	55.266	125	32.039	161	28.241	102		24	2	1:30.353	45.865	129	22.823	234	21.665	184	
5	1	1:58.986	1:00.917	126	30.614	138	27.455	183		25	2	1:30.333	45.736	128	22.659	235	21.938	181	
6	1	1:30.773	45.773	129	22.843	234	22.157	184		26	2	1:30.368	46.042	128	22.640	234	21.686	185	
7	1	1:34.103	48.344	127	23.211	235	22.548	183		27	2	1:30.212	45.794	125	22.843	233	21.575	185	
8	1	1:30.896	46.445	129	22.690	232	21.761	184		28	2	1:30.578	45.933	128	22.848	234	21.797	184	
9	1	1:30.211	45.686	131	22.682	233	21.843	183		29	2	1:32.591	45.611	130	24.173	177	22.807	184	
10	1	1:30.042	45.538	129	22.669	232	21.835	184		30	2	1:37.872	47.271	126	23.598	183	27.003	111	
11	1	1:30.108	45.499	125	22.800	232	21.809	184		31	2	2:04.970	1:00.881	71	33.748	128	30.341	144	
12	1	1:29.945	45.510	126	22.641	232	21.794	183		32	2	1:58.440	58.890	128	31.712	129	27.838	110	
13	1	1:30.194	45.566	126	22.793	231	21.845	183		33	2	2:09.371	59.144	70	44.005	75	26.222	185	
14	1	1:29.716	45.415	128	22.708	232	21.593	184		34	2	1:32.017	46.367	127	23.356	235	22.294	185	
15	1	1:30.247	45.828	130	22.750	232	21.669	184		35	2	1:30.530	46.013	129	22.712	235	21.805	186	
16	1	1:34.490	45.502	129	22.580	232	26.408	56		36	2	1:31.277	46.436	128	22.813	235	22.028	185	
17	2	2:34.550	1:50.229	129	22.715	231	21.606	184		37	2	1:30.725	46.019	128	22.676	235	22.030	186	
18	2	1:29.303	45.203	131	22.562	233	21.538	184		38	2	1:30.060	45.528	128	22.757	236	21.775	187	
19	2	1:29.195	45.275	130	22.559	233	21.361	185		39	2	1:30.912	46.560	128	22.729	234	21.623	184	
20	2	1:29.399	45.164	130	22.540	233	21.695	184											

Lap	Id	Time	SE1	SP1	SE2	SP2	SE3	SP3	TSP	Lap	Id	Time	SE1	SP1	SE2	SP2	SE3	SP3	TSP
31 Niederhauser, CHE(#1) / van der Linde, ZAF(#2)										theoretical besttime: 1:28.871									
1	1	1:38.038	52.004	128	23.215	236	22.819	184		21	2	1:28.995	45.160	132	22.327	234	21.508	184	
2	1	1:30.975	46.218	123	23.006	235	21.751	185		22	2	1:34.185	45.187	130	22.478	235	26.520	181	
3	1	1:31.023	45.318	129	22.682	235	23.023	181		23	2	1:31.015	46.900	127	22.584	233	21.531	185	
4	1	1:56.182	54.430	105	32.529	125	29.223	96		24	2	1:29.103	45.138	132	22.399	234	21.566	185	
5	1	1:59.196	59.000	110	32.955	100	27.241	185		25	2	1:29.181	45.078	132	22.453	234	21.650	184	
6	1	1:29.797	45.354	132	22.587	236	21.856	185		26	2	1:29.234	45.164	131	22.490	234	21.580	185	
7	1	1:30.344	45.259	131	22.513	238	22.572	185		27	2	1:29.014	45.080	130	22.468	235	21.466	186	
8	1	1:29.400	45.209	130	22.576	235	21.615	185		28	2	1:29.492	45.209	131	22.560	234	21.723	185	
9	1	1:29.511	45.234	127	22.631	235	21.646	185		29	2	1:30.695	45.582	127	22.538	232	22.575	184	
10	1	1:29.556	45.423	130	22.499	236	21.634	186		30	2	1:44.651	47.433	126	26.627	137	30.591	148	
11	1	1:29.506	45.436	130	22.489	235	21.581	184		31	2	2:06.381	1:02.360	68	33.260	128	30.761	157	
12	1	1:29.949	45.583	129	22.584	236	21.782	186		32	2	1:59.238	59.246	81	31.543	161	28.449	126	
13	1	1:29.994	45.605	128	22.637	235	21.752	185		33	2	2:11.510	58.597	76	45.520	71	27.393	184	
14	1	1:29.838	45.536	129	22.507	236	21.795	186		34	2	1:31.358	46.226	131	23.021	235	22.111	183	
15	1	1:30.014	45.637	130	22.600	236	21.777	185		35	2	1:29.616	45.302	130	22.554	235	21.760	186	
16	1	1:30.151	45.752	129	22.658	236	21.741	186		36	2	1:29.716	45.326	130	22.654	235	21.736	186	
17	1	1:34.186	45.621	128	22.751	236	25.814	58		37	2	1:29.830	45.424	130	22.624	236	21.782	186	
18	2	2:33.808	1:49.765	131	22.417	234	21.626	185		38	2	1:29.819	45.390	129	22.556	235	21.873	186	
19	2	1:29.569	45.245	130	22.524	235	21.800	185		39	2	1:29.779	45.554	129	22.552	235	21.673	181	
20	2	1:29.848	45.752	127	22.552	234	21.544	185											



ADAC GT Masters



Sector List Race 1

Provisional

DMSB Reg. Nr.: R-11746/20

Saturday, August 15, 2020 13:05:00

Nürburgring, Length: 3629m

Air temperature: 23.99°C

Track temperature: 24.8°C

Weather condition: Dry

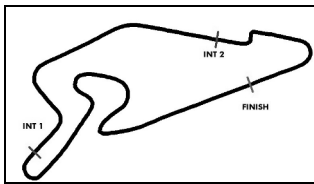
Lap Id	Time	SE1	SP1	SE2	SP2	SE3	SP3	TSP	Lap Id	Time	SE1	SP1	SE2	SP2	SE3	SP3	TSP
32 Weerts, BEL(#1) / Vanthoor, BEL(#2)									theoretical besttime: 1:55.532								
1	1	1:48.096	54.361	125	24.165	236	29.570	141	2	1	2:12.236	1:01.797	87	33.878	139	36.561	57

33 Salaquarda, CZE(#1) / Stippler, DEU(#2)									theoretical besttime: 1:29.295								
1	1	1:43.816	55.158	126	23.970	229	24.688	183	21	1	1:33.732	45.528	131	22.588	234	25.616	57
2	1	1:31.970	46.367	129	22.908	234	22.695	184	22	2	2:35.130	1:50.554	131	22.636	235	21.940	184
3	1	1:35.259	46.288	130	22.859	206	26.112	135	23	2	1:30.355	45.821	132	22.635	235	21.899	185
4	1	1:53.765	57.217	127	30.515	203	26.033	94	24	2	1:30.423	45.603	129	22.733	237	22.087	184
5	1	1:57.837	1:03.161	128	30.242	138	24.434	185	25	2	1:30.839	45.783	131	22.941	236	22.115	183
6	1	1:30.525	45.883	130	22.670	236	21.972	185	26	2	1:30.560	46.171	129	22.651	235	21.738	185
7	1	1:32.139	46.290	128	23.116	236	22.733	185	27	2	1:29.850	45.471	129	22.562	235	21.817	185
8	1	1:30.544	46.219	132	22.592	235	21.733	185	28	2	1:29.827	45.502	129	22.573	235	21.752	184
9	1	1:30.093	45.770	131	22.579	235	21.744	185	29	2	1:33.778	45.496	131	24.238	147	24.044	183
10	1	1:30.157	45.615	131	22.736	232	21.806	185	30	2	1:36.662	47.465	128	22.823	230	26.374	105
11	1	1:30.051	45.622	129	22.642	235	21.787	185	31	2	2:05.018	1:00.971	64	33.600	105	30.447	149
12	1	1:29.888	45.640	128	22.576	235	21.672	185	32	2	1:58.238	59.455	120	31.710	127	27.073	114
13	1	1:30.427	45.893	128	22.603	234	21.931	184	33	2	2:09.108	59.429	83	43.413	83	26.266	184
14	1	1:29.800	45.497	132	22.641	234	21.662	185	34	2	1:31.585	46.098	126	23.034	235	22.453	186
15	1	1:30.139	45.587	131	22.711	234	21.841	184	35	2	1:30.852	46.020	129	22.755	237	22.077	185
16	1	1:30.079	45.653	130	22.658	235	21.768	185	36	2	1:31.678	46.153	130	23.254	237	22.271	185
17	1	1:29.452	45.321	134	22.604	233	21.527	185	37	2	1:30.713	46.023	129	22.618	236	22.072	186
18	1	1:29.538	45.462	130	22.456	234	21.620	185	38	2	1:30.407	45.731	129	22.725	237	21.951	186
19	1	1:29.569	45.510	132	22.447	234	21.612	184	39	2	1:32.086	46.150	127	23.375	237	22.561	185
20	1	1:30.337	46.100	131	22.542	234	21.695	185									

34 Goethe, DNK(#1) / Hall, GBR(#2)									theoretical besttime: 1:29.535								
1	1	1:46.435	58.045	127	23.428	235	24.962	181	21	2	1:30.832	45.938	129	22.852	232	22.042	183
2	1	1:32.732	46.928	124	23.215	235	22.589	184	22	2	1:30.423	45.860	128	22.683	233	21.880	184
3	1	1:37.136	46.227	131	23.721	173	27.188	153	23	2	1:30.598	46.005	129	22.779	232	21.814	184
4	1	1:54.035	57.600	127	30.545	194	25.890	90	24	2	1:30.578	45.949	131	22.621	233	22.008	184
5	1	1:55.838	1:03.776	126	27.786	170	24.276	185	25	2	1:30.422	45.745	129	22.763	233	21.914	184
6	1	1:31.122	46.171	129	22.828	236	22.123	185	26	2	1:31.377	46.208	128	23.168	235	22.001	185
7	1	1:31.586	46.241	129	23.006	235	22.339	185	27	2	1:31.108	46.171	130	22.813	235	22.124	185
8	1	1:31.891	46.661	128	22.805	235	22.425	177	28	2	1:30.793	46.005	129	22.738	232	22.050	184
9	1	1:30.975	46.289	129	22.847	235	21.839	184	29	2	1:32.624	46.034	128	23.547	219	23.043	183
10	1	1:31.192	46.091	126	22.842	235	22.259	184	30	2	1:34.300	48.311	129	23.252	232	22.737	183
11	1	1:30.465	45.825	129	22.768	234	21.872	184	31	2	1:58.225	53.118	84	32.964	120	32.143	91
12	1	1:30.789	46.053	130	22.796	232	21.940	184	32	2	1:55.592	57.531	123	32.040	158	26.021	127
13	1	1:31.945	46.028	131	23.334	234	22.583	184	33	2	2:12.098	58.560	106	43.455	75	30.083	56
14	1	1:30.394	45.853	130	22.630	235	21.911	185	34	2	1:47.638	1:02.745	129	22.705	232	22.188	185
15	1	1:30.663	45.901	131	22.700	233	22.062	184	35	2	1:30.065	45.705	129	22.602	232	21.758	184
16	1	1:30.696	45.977	129	22.776	233	21.943	184	36	2	1:30.101	45.769	129	22.625	233	21.707	184
17	1	1:30.680	45.865	129	22.724	234	22.091	184	37	2	1:30.136	45.761	130	22.619	232	21.756	184
18	1	1:30.543	45.982	129	22.691	233	21.870	184	38	2	1:29.807	45.376	129	22.599	233	21.832	185
19	1	1:34.903	45.945	125	22.766	233	26.192	57	39	2	1:29.734	45.527	129	22.647	233	21.560	184
20	2	2:35.627	1:50.424	129	22.914	232	22.289	183									

36 Dienst, DEU(#1) / Frommenwiler, CHE(#2)									theoretical besttime: 1:29.294								
1	1	1:36.503	50.837	129	23.479	233	22.187	186	21	2	1:30.835	46.098	131	22.755	234	21.982	186
2	1	1:29.822	45.505	134	22.561	236	21.756	187	22	2	1:31.356	45.965	119	23.150	236	22.241	185
3	1	1:30.322	45.376	132	22.613	234	22.333	184	23	2	1:32.760	48.125	122	22.681	235	21.954	186
4	1	1:56.351	54.226	79	33.073	109	29.052	106	24	2	1:30.443	45.903	130	22.708	235	21.832	187
5	1	2:00.064	58.734	96	34.335	91	26.995	186	25	2	1:30.408	45.811	131	22.816	235	21.781	186
6	1	1:30.046	45.817	133	22.542	235	21.687	186	26	2	1:30.337	45.863	130	22.721	235	21.753	187
7	1	1:29.768	45.645	134	22.484	235	21.639	187	27	2	1:30.104	45.694	131	22.643	236	21.767	187
8	1	1:29.497	45.317	132	22.557	234	21.623	187	28	2	1:30.611	45.903	130	22.823	235	21.885	187
9	1	1:29.578	45.462	131	22.516	234	21.600	187	29	2	1:32.828	45.971	131	23.774	190	23.083	186
10	1	1:29.487	45.386	132	22.467	235	21.634	187	30	2	1:38.993	46.677	125	23.145	207	29.171	124
11	1	1:29.808	45.448	131	22.582	235	21.778	186	31	2	2:05.118	1:01.508	63	33.623	133	29.987	145
12	1	1:29.444	45.392	130	22.462	235	21.590	187	32	2	1:59.009	58.525	90	32.954	133	27.530	119
13	1	1:29.320	45.279	133	22.425	234	21.616	187	33	2	2:11.335	59.263	77	44.186	69	27.886	187
14	1	1:29.572	45.458	131	22.506	235	21.608	187	34	2	1:31.379	46.711	123	22.703	236	21.965	187
15	1	1:29.535	45.434	130	22.499	235	21.602	186	35	2	1:30.744	45.959	129	22.800	236	21.985	187





ADAC GT Masters



Sector List Race 1

Provisional

Nürburgring, Length: 3629m

Air temperature: 23.99°C

Track temperature: 24.8°C

Weather condition: Dry

DMSB Reg. Nr.: R-11746/20

Saturday, August 15, 2020 13:05:00

Lap	Id	Time	SE1	SP1	SE2	SP2	SE3	SP3	TSP	Lap	Id	Time	SE1	SP1	SE2	SP2	SE3	SP3	TSP
16	1	1:29.618	45.419	131	22.548	235	21.651	187		36	2	1:30.421	45.820	127	22.634	237	21.967	187	
17	1	1:29.764	45.536	132	22.569	235	21.659	187		37	2	1:30.396	45.877	125	22.696	235	21.823	188	
18	1	1:34.470	45.818	130	22.779	235	25.873	57		38	2	1:30.144	45.800	131	22.638	236	21.706	188	
19	2	2:37.695	1:53.384	126	22.633	234	21.678	186		39	2	1:30.379	45.743	132	22.683	237	21.953	187	
20	2	1:31.344	46.384	120	22.815	235	22.145	184											

47 Dontje, NLD(#1) / Götz, DEU(#2)

theoretical besttime: 1:29.187

1	1	1:40.011	53.523	129	23.365	234	23.123	185		21	2	1:29.667	45.531	133	22.375	236	21.761	187	
2	1	1:31.710	46.707	129	22.859	235	22.144	185		22	2	1:29.827	45.563	133	22.414	237	21.850	186	
3	1	1:32.673	45.994	129	22.895	234	23.784	172		23	2	1:47.845	1:03.726	132	22.424	235	21.695	187	
4	1	1:55.720	55.517	119	31.883	164	28.320	105		24	2	1:29.912	45.772	134	22.387	236	21.753	187	
5	1	1:58.844	1:00.707	123	31.046	137	27.091	187		25	2	1:34.623	45.969	132	22.752	235	25.902	58	
6	1	1:30.105	45.762	130	22.672	235	21.671	187		26	2	1:46.270	1:02.260	133	22.440	234	21.570	187	
7	1	1:29.872	45.594	130	22.541	235	21.737	187		27	2	1:29.770	45.777	134	22.278	236	21.715	186	
8	1	1:30.096	45.698	131	22.537	236	21.861	187		28	2	1:29.920	45.868	133	22.432	235	21.620	187	
9	1	1:29.987	45.632	131	22.650	235	21.705	186		29	2	1:31.844	46.157	131	22.994	210	22.693	186	
10	1	1:29.651	45.481	131	22.495	236	21.675	188		30	2	1:31.176	46.276	131	22.836	235	22.064	186	
11	1	1:30.062	45.617	132	22.587	236	21.858	187		31	2	1:58.718	52.393	89	33.823	103	32.502	90	
12	1	1:29.946	45.706	131	22.568	235	21.672	187		32	2	1:54.726	56.535	127	32.657	121	25.534	111	
13	1	1:29.716	45.425	132	22.559	235	21.732	187		33	2	2:05.713	58.193	124	42.312	79	25.208	186	
14	1	1:29.984	45.628	131	22.608	236	21.748	187		34	2	1:31.344	46.342	131	22.788	237	22.214	186	
15	1	1:30.124	45.726	131	22.664	236	21.734	186		35	2	1:31.331	46.402	130	22.786	236	22.143	187	
16	1	1:34.166	45.908	130	22.672	236	25.586	57		36	2	1:32.108	46.472	132	22.672	239	22.964	186	
17	2	2:33.806	1:50.044	133	22.258	234	21.504	187		37	2	1:30.471	45.947	134	22.567	236	21.957	187	
18	2	1:29.936	45.887	132	22.376	235	21.673	187		38	2	1:30.769	46.030	132	22.574	238	22.165	188	
19	2	1:29.518	45.644	135	22.299	235	21.575	187		39	2	1:31.219	46.145	131	22.888	238	22.186	180	
20	2	1:29.583	45.527	133	22.482	235	21.574	187											

48 Ellis, GBR(#1) / Marciello, ITA(#2)

theoretical besttime: 1:29.277

1	1	1:37.752	51.726	131	23.321	236	22.705	187		21	2	1:30.256	45.710	131	22.680	234	21.866	185	
2	1	1:30.513	46.145	132	22.577	235	21.791	184		22	2	1:31.178	45.909	130	23.039	235	22.230	185	
3	1	1:30.504	45.447	131	22.582	234	22.475	184		23	2	1:31.365	46.927	130	22.713	234	21.725	186	
4	1	1:56.096	53.986	89	32.785	135	29.325	107		24	2	1:29.653	45.405	132	22.554	235	21.694	186	
5	1	1:59.491	58.627	101	33.726	92	27.138	187		25	2	1:29.666	45.514	132	22.460	235	21.692	186	
6	1	1:30.054	45.769	131	22.537	235	21.748	186		26	2	1:29.569	45.426	131	22.610	234	21.533	186	
7	1	1:29.848	45.555	132	22.491	236	21.802	187		27	2	1:29.521	45.434	132	22.443	235	21.644	186	
8	1	1:29.715	45.542	132	22.442	236	21.731	186		28	2	1:29.507	45.362	132	22.492	234	21.653	186	
9	1	1:29.705	45.547	129	22.453	236	21.705	185		29	2	1:31.882	45.542	133	22.671	210	23.669	177	
10	1	1:29.810	45.518	130	22.577	236	21.715	186		30	2	1:42.573	47.044	127	25.746	141	29.783	139	
11	1	1:29.705	45.446	131	22.427	236	21.832	185		31	2	2:06.626	1:02.598	65	33.805	137	30.223	140	
12	1	1:30.017	45.684	129	22.512	235	21.821	186		32	2	1:58.876	58.383	91	32.406	159	28.087	114	
13	1	1:29.923	45.610	131	22.572	235	21.741	186		33	2	2:11.240	59.040	72	44.761	69	27.439	186	
14	1	1:29.821	45.550	131	22.575	235	21.696	187		34	2	1:30.802	45.963	132	22.762	235	22.077	186	
15	1	1:30.020	45.708	131	22.527	235	21.785	187		35	2	1:30.308	45.841	133	22.662	235	21.805	186	
16	1	1:30.164	45.823	130	22.656	235	21.685	186		36	2	1:30.047	45.623	133	22.638	235	21.786	187	
17	1	1:30.076	45.668	129	22.585	235	21.823	185		37	2	1:29.733	45.558	133	22.522	235	21.653	187	
18	1	1:35.816	46.917	127	22.818	235	26.081	56		38	2	1:29.892	45.497	131	22.653	236	21.742	187	
19	2	2:34.108	1:50.176	132	22.382	234	21.550	186		39	2	1:30.351	45.666	133	22.721	236	21.964	185	
20	2	1:29.803	45.631	132	22.513	235	21.659	186											

63 Perera, FRA(#1) / Costa Balboa, ESP(#2)

theoretical besttime: 1:29.135

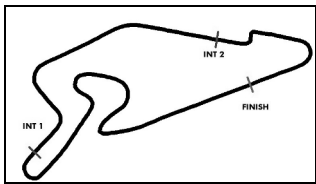
1	1	1:37.544	51.443	128	23.456	236	22.645	185		21	2	2:34.706	1:50.206	130	22.834	234	21.666	185	
2	1	1:31.108	46.588	132	22.742	236	21.778	187		22	2	1:29.555	45.433	132	22.499	236	21.623	185	
3	1	1:30.806	45.339	131	22.712	235	22.755	180		23	2	1:29.363	45.294	131	22.551	235	21.518	185	
4	1	1:56.016	54.070	98	32.688	139	29.258	102		24	2	1:29.591	45.348	131	22.540	235	21.703	185	
5	1	1:59.679	58.878	120	33.360	103	27.441	184		25	2	1:29.690	45.469	131	22.612	236	21.609	186	
6	1	1:29.678	45.387	131	22.606	236	21.685	185		26	2	1:29.384	45.230	131	22.519	236	21.635	186	
7	1	1:30.337	45.332	129	22.659	237	22.346	185		27	2	1:29.698	45.492	131	22.735	234	21.471	185	
8	1	1:29.384	45.354	131	22.434	236	21.596	186		28	2	1:29.336	45.276	130	22.525	235	21.535	186	
9	1	1:29.525	45.297	130	22.527	236	21.701	185		29	2	1:29.963	45.329	132	22.464	235	22.170	184	
10	1	1:29.785	45.453	130	22.602	237	21.730	186		30	2	1:47.198	46.470	130	30.044	130	30.684	156	
11	1	1:30.197	46.131	131	22.479	236	21.587	186		31	2	2:06.249	1:02.445	66	33.295	125	30.509	152	
12	1	1:29.745	45.377	130	22.556	237	21.812	186		32	2	1:59.604	59.520	84	31.403	168	28.681	134	
13	1	1:30.007	45.606	130	22.532	237	21.869	185		33	2	2:11.540	58.354	73	45.728	72	27.458	185	

ver: 1.0

www.adac.de/motorsport

Page 9/ 12 printed: 15.8.2020 14:13





ADAC GT Masters



Sector List Race 1

Provisional

Nürburgring, Length: 3629m

Air temperature: 23.99°C

Track temperature: 24.8°C

Weather condition: Dry

DMSB Reg. Nr.: R-11746/20

Saturday, August 15, 2020 13:05:00

Lap	Id	Time	SE1	SP1	SE2	SP2	SE3	SP3	TSP	Lap	Id	Time	SE1	SP1	SE2	SP2	SE3	SP3	TSP
14	1	1:29.889	45.641	131	22.610	237	21.638	186		34	2	1:30.896	46.387	131	22.873	236	21.636	186	
15	1	1:30.023	45.545	130	22.733	236	21.745	185		35	2	1:29.687	45.490	132	22.610	236	21.587	186	
16	1	1:30.164	45.682	128	22.613	237	21.869	186		36	2	1:30.003	45.651	131	22.631	236	21.721	185	
17	1	1:30.044	45.559	129	22.695	237	21.790	186		37	2	1:29.840	45.633	131	22.521	236	21.686	185	
18	1	1:30.045	45.904	130	22.605	235	21.536	185		38	2	1:29.963	45.561	129	22.665	238	21.737	187	
19	1	1:29.572	45.384	132	22.568	236	21.620	185		39	2	1:31.443	46.587	120	23.135	236	21.721	186	
20	1	1:33.802	45.639	133	22.469	236	25.694	55											

71 Paul, DEU(#1) / Langeveld, NLD(#2)

theoretical besttime: 1:28.925

1	1	1:39.210	52.691	130	23.499	234	23.020	185		21	2	2:38.508	1:53.889	129	22.711	233	21.908	185	
2	1	1:31.420	46.358	127	22.795	235	22.267	185		22	2	1:29.980	45.563	130	22.642	235	21.775	185	
3	1	1:31.593	45.548	130	22.571	235	23.474	180		23	2	1:30.513	46.013	129	22.603	234	21.897	184	
4	1	1:56.085	54.774	91	32.459	151	28.852	96		24	2	1:30.276	45.477	130	22.840	235	21.959	182	
5	1	1:58.770	59.124	128	32.655	122	26.991	184		25	2	1:30.376	45.712	129	22.760	235	21.904	184	
6	1	1:29.974	45.479	129	22.599	235	21.896	185		26	2	1:30.318	45.674	129	22.690	236	21.954	184	
7	1	1:30.220	45.613	131	22.354	236	22.253	186		27	2	1:30.246	45.573	130	22.809	236	21.864	185	
8	1	1:29.553	45.693	130	22.332	234	21.528	185		28	2	1:30.397	45.697	128	22.742	235	21.958	184	
9	1	1:29.358	45.156	130	22.545	234	21.657	184		29	2	1:34.113	45.688	130	23.993	187	24.432	181	
10	1	1:29.283	45.065	130	22.581	235	21.637	184		30	2	1:38.227	46.348	129	23.470	202	28.409	138	
11	1	1:29.798	45.411	131	22.664	235	21.723	185		31	2	2:05.476	1:01.394	71	33.658	104	30.424	154	
12	1	1:29.702	45.539	130	22.475	234	21.688	186		32	2	1:58.482	58.987	112	31.690	130	27.805	114	
13	1	1:30.235	45.741	131	22.716	235	21.778	185		33	2	2:10.497	59.301	79	43.958	71	27.238	184	
14	1	1:30.250	45.852	129	22.631	234	21.767	185		34	2	1:32.033	46.785	127	23.218	235	22.030	185	
15	1	1:29.555	45.417	131	22.479	234	21.659	185		35	2	1:31.090	45.641	128	22.879	234	22.570	182	
16	1	1:29.537	45.229	130	22.653	235	21.655	185		36	2	1:31.233	46.374	128	22.708	233	22.151	184	
17	1	1:29.863	45.312	129	22.639	235	21.912	185		37	2	1:30.681	45.835	131	22.833	233	22.013	185	
18	1	1:30.739	46.071	129	22.842	234	21.826	185		38	2	1:30.441	45.555	131	22.713	234	22.173	183	
19	1	1:30.338	45.789	130	22.592	233	21.957	185		39	2	1:32.350	47.218	126	22.891	236	22.241	184	
20	1	1:33.772	45.417	130	22.483	234	25.872	56											

72 Schöll, AUT(#1) / Pepper, ZAF(#2)

theoretical besttime: 1:35.948

1	1	1:44.188	55.569	128	23.685	215	24.934	187		2		47.329	120						
---	---	----------	--------	------------	---------------	------------	---------------	------------	--	---	--	---------------	------------	--	--	--	--	--	--

77 Pommer, DEU(#1) / Schmidt, CHE(#2)

theoretical besttime: 1:29.417

1	1	1:39.456	52.959	128	23.367	229	23.130	188		10	1	1:29.538	45.454	134	22.370	236	21.714	191	
2	1	1:31.465	46.485	132	22.798	234	22.182	189		11	1	1:29.849	45.440	132	22.590	242	21.819	192	
3	1	1:31.827	45.778	130	22.693	232	23.356	179		12	1	1:29.696	45.538	132	22.465	238	21.693	190	
4	1	1:56.100	55.255	107	32.045	154	28.800	102		13	1	1:30.121	45.735	133	22.641	236	21.745	190	
5	1	1:58.845	59.666	124	32.143	124	27.036	190		14	1	1:29.997	45.554	131	22.553	238	21.890	188	
6	1	1:29.739	45.354	132	22.565	238	21.820	189		15	1	1:30.497	45.959	130	22.597	240	21.941	188	
7	1	1:30.014	45.681	132	22.384	239	21.949	190		16	1	1:30.449	45.906	131	22.721	238	21.822	190	
8	1	1:30.604	46.102	131	22.703	236	21.799	185		17	1	1:30.299	45.606	128	22.674	235	22.019	190	
9	1	1:29.597	45.463	134	22.413	241	21.721	189		18	1	1:37.143	45.648	124	23.357	216	28.138	57	

82 Schothorst, NLD(#1) / Zimmermann, DEU(#2)

theoretical besttime: 1:29.101

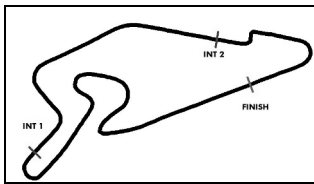
1	1	1:41.553	54.234	120	23.992	231	23.327	187		21	2	2:36.520	1:51.877	130	22.701	236	21.942	185	
2	1	1:31.835	46.426	128	22.760	238	22.649	186		22	2	1:30.715	46.204	130	22.660	235	21.851	185	
3	1	1:33.792	45.780	131	22.974	194	25.038	138		23	2	1:31.224	46.125	130	22.915	236	22.184	185	
4	1	1:55.250	55.374	117	32.533	154	27.343	96		24	2	1:31.166	46.132	129	23.133	232	21.901	186	
5	1	1:58.288	1:01.127	128	31.488	137	25.673	185		25	2	1:30.400	45.838	131	22.684	236	21.878	185	
6	1	1:30.451	45.696	130	22.597	236	22.158	185		26	2	1:30.540	46.025	130	22.678	236	21.837	186	
7	1	1:30.660	46.434	131	22.624	235	21.602	186		27	2	1:30.229	45.789	130	22.634	236	21.806	187	
8	1	1:29.586	45.194	130	22.574	234	21.818	186		28	2	1:30.410	45.808	130	22.836	235	21.766	186	
9	1	1:29.146	45.223	131	22.395	236	21.528	186		29	2	1:33.581	45.815	131	24.115	169	23.651	184	
10	1	1:29.412	45.178	131	22.539	236	21.695	186		30	2	1:37.120	47.451	126	23.116	212	26.553	110	
11	1	1:29.727	45.326	131	22.579	236	21.822	186		31	2	2:05.054	1:00.947	69	33.651	119	30.456	149	
12	1	1:29.890	45.546	130	22.585	236	21.759	187		32	2	1:58.172	59.008	125	31.477	138	27.687	114	
13	1	1:29.991	45.654	131	22.554	235	21.783	185		33	2	2:09.321	59.261	75	43.660	84	26.400	186	
14	1	1:29.867	45.606	130	22.571	236	21.690	185		34	2	1:31.894	46.331	129	23.214	237	22.349	186	
15	1	1:29.914	45.451	130	22.629	238	21.834	187		35	2	1:30.637	46.080	131	22.734	237	21.823	187	
16	1	1:30.399	45.935	129	22.541	237	21.923	186		36	2	1:31.952	46.591	130	23.078	237	22.283	186	
17	1	1:29.938	45.689	130	22.652	236	21.597	187		37	2	1:30.461	45.774	129	22.750	237	21.937	187	
18	1	1:30.417	45.395	130	22.606	237	22.416	186		38	2	1:30.348	45.816	130	22.688	236	21.844	186	

ver: 1.0

www.adac.de/motorsport

Page 10/ 12 printed: 15.8.2020 14:13





ADAC GT Masters



Sector List Race 1

Provisional

DMSB Reg. Nr.: R-11746/20

Saturday, August 15, 2020 13:05:00

Nürburgring, Length: 3629m

Air temperature: 23.99°C

Track temperature: 24.8°C

Weather condition: Dry

Lap	Id	Time	SE1	SP1	SE2	SP2	SE3	SP3	TSP	Lap	Id	Time	SE1	SP1	SE2	SP2	SE3	SP3	TSP
19	1	1:29.566	45.420	131	22.431	234	21.715	184		39	2	1:31.938	46.496	128	23.263	237	22.179	187	
20	1	1:34.139	45.483	131	22.557	234	26.099	54											

91 Joos, DEU(#1) / Andlauer, FRA(#2)

theoretical besttime: 1:29.265

1	1	1:44.595	56.126	129	23.579	213	24.890	187		21	2	1:30.687	45.838	129	22.695	237	22.154	188	
2	1	1:32.486	47.282	127	23.105	234	22.099	185		22	2	1:30.212	45.751	133	22.555	236	21.906	187	
3	1	1:35.763	46.036	131	23.401	180	26.326	146		23	2	1:31.196	46.027	128	22.873	237	22.296	187	
4	1	1:54.181	57.300	129	31.301	189	25.580	79		24	2	1:29.678	45.595	135	22.296	236	21.787	187	
5	1	1:56.930	1:03.103	132	29.711	150	24.116	186		25	2	1:29.787	45.688	132	22.419	237	21.680	187	
6	1	1:31.011	45.856	128	22.863	237	22.292	186		26	2	1:29.605	45.450	135	22.403	237	21.752	187	
7	1	1:32.580	47.385	128	22.986	236	22.209	186		27	2	1:29.886	45.623	133	22.500	237	21.763	187	
8	1	1:31.210	46.012	126	22.908	236	22.290	186		28	2	1:30.147	45.801	130	22.536	237	21.810	188	
9	1	1:31.175	46.165	129	23.216	234	21.794	187		29	2	1:33.274	45.831	131	24.638	189	22.805	181	
10	1	1:30.267	45.728	130	22.752	235	21.787	186		30	2	1:33.995	47.456	131	23.102	230	23.437	110	
11	1	1:30.985	45.837	128	23.092	235	22.056	186		31	2	2:04.756	59.757	59	33.659	110	31.340	125	
12	1	1:30.288	45.784	132	22.624	235	21.880	186		32	2	1:56.965	58.158	109	31.711	125	27.096	126	
13	1	1:30.282	45.700	131	22.648	235	21.934	185		33	2	2:07.813	58.742	85	43.822	74	25.249	187	
14	1	1:31.478	45.803	130	22.666	236	23.009	184		34	2	1:31.392	46.234	135	23.008	236	22.150	188	
15	1	1:31.087	46.414	130	22.787	235	21.866	187		35	2	1:31.542	46.281	129	23.016	237	22.245	189	
16	1	1:34.794	45.988	132	22.658	236	26.148	54		36	2	1:30.154	45.829	134	22.466	236	21.859	187	
17	2	2:34.302	1:50.257	133	22.357	234	21.688	185		37	2	1:30.163	45.688	133	22.548	237	21.927	188	
18	2	1:29.704	45.672	132	22.437	235	21.595	186		38	2	1:30.390	45.775	132	22.617	237	21.998	188	
19	2	1:29.648	45.572	131	22.402	236	21.674	186		39	2	1:31.952	46.023	130	23.272	240	22.657	187	
20	2	1:30.094	45.374	131	22.683	236	22.037	188											

92 Ammermüller, DEU(#1) / Engelhart, DEU(#2)

theoretical besttime: 1:28.616

1	1	1:33.651	49.451	131	22.625	230	21.575	187		21	2	1:29.617	45.349	129	22.637	233	21.631	185	
2	1	1:29.371	45.285	131	22.563	233	21.523	186		22	2	1:29.230	45.191	128	22.619	232	21.420	186	
3	1	1:29.844	45.212	131	22.596	227	22.036	182		23	2	1:29.391	45.273	129	22.598	233	21.520	185	
4	1	1:57.378	56.184	95	32.516	155	28.678	146		24	2	1:29.568	45.556	129	22.554	233	21.458	186	
5	1	2:01.466	59.461	108	35.004	98	27.001	186		25	2	1:29.298	45.283	129	22.588	233	21.427	185	
6	1	1:29.083	45.232	131	22.495	232	21.356	186		26	2	1:29.231	45.243	131	22.506	234	21.482	185	
7	1	1:28.997	45.179	130	22.449	233	21.369	187		27	2	1:29.422	45.368	130	22.641	233	21.413	186	
8	1	1:29.053	45.206	132	22.463	233	21.384	187		28	2	1:29.192	45.253	130	22.460	234	21.479	185	
9	1	1:28.676	45.039	131	22.405	233	21.232	186		29	2	1:29.229	45.213	131	22.469	233	21.547	185	
10	1	1:28.853	45.148	131	22.345	233	21.360	187		30	2	2:02.088	57.744	92	34.006	119	30.338	140	
11	1	1:28.830	45.103	131	22.402	234	21.325	186		31	2	2:05.798	1:02.870	76	33.430	133	29.498	144	
12	1	1:28.816	45.063	131	22.357	233	21.396	185		32	2	2:00.614	1:00.109	110	32.108	174	28.397	154	
13	1	1:28.820	45.097	131	22.383	233	21.340	186		33	2	2:12.230	57.750	113	47.656	75	26.824	185	
14	1	1:29.155	45.171	130	22.462	231	21.522	186		34	2	1:30.001	45.764	128	22.723	233	21.514	186	
15	1	1:28.963	45.251	131	22.376	232	21.336	186		35	2	1:29.599	45.310	130	22.647	233	21.642	186	
16	1	1:28.930	45.254	130	22.364	233	21.312	186		36	2	1:29.203	45.201	128	22.499	232	21.503	186	
17	1	1:29.026	45.194	130	22.456	233	21.376	186		37	2	1:29.227	45.242	130	22.484	233	21.501	186	
18	1	1:33.296	45.366	130	22.419	234	25.511	56		38	2	1:29.624	45.420	131	22.622	232	21.582	187	
19	2	2:34.303	1:50.247	130	22.555	232	21.501	185		39	2	1:29.658	45.355	128	22.619	234	21.684	186	
20	2	1:29.667	45.367	130	22.706	232	21.594	185											

99 Renauer, DEU(#1) / Müller, DEU(#2)

theoretical besttime: 1:29.312

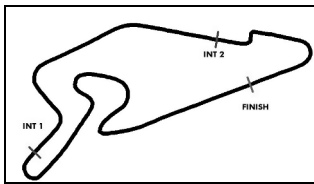
1	1	1:38.828	52.479	129	23.251	237	23.098	186		21	2	1:29.743	45.424	131	22.480	236	21.839	185	
2	1	1:30.815	46.058	132	22.709	237	22.048	187		22	2	1:30.575	45.531	132	22.796	237	22.248	186	
3	1	1:31.303	45.561	131	22.590	237	23.152	184		23	2	1:31.581	46.980	129	22.704	236	21.897	187	
4	1	1:56.010	54.747	86	32.183	127	29.080	94		24	2	1:29.866	45.635	131	22.465	237	21.766	186	
5	1	1:59.241	59.153	125	32.906	118	27.182	186		25	2	1:29.682	45.440	130	22.470	237	21.772	186	
6	1	1:29.940	45.462	130	22.569	236	21.909	186		26	2	1:29.724	45.458	130	22.458	237	21.808	186	
7	1	1:29.973	45.445	132	22.363	237	22.165	186		27	2	1:29.532	45.567	130	22.378	237	21.587	186	
8	1	1:29.588	45.520	131	22.476	236	21.592	188		28	2	1:29.627	45.536	130	22.437	236	21.654	186	
9	1	1:29.734	45.547	130	22.501	236	21.686	187		29	2	1:31.293	45.500	131	22.715	210	23.078	175	
10	1	1:29.514	45.458	131	22.408	237	21.648	187		30	2	1:43.126	47.480	128	25.544	128	30.102	140	
11	1	1:29.958	45.662	131	22.552	236	21.744	187		31	2	2:06.166	1:02.184	63	33.851	129	30.131	150	
12	1	1:29.639	45.431	131	22.455	236	21.753	188		32	2	1:58.978	58.485	90	32.686	153	27.807	115	
13	1	1:30.539	45.921	130	22.647	236	21.971	186		33	2	2:11.061	59.114	71	44.484	66	27.463	186	
14	1	1:31.062	46.425	130	22.654	237	21.983	187		34	2	1:31.673	46.742	130	22.828	238	22.103	188	
15	1	1:30.568	45.609	133	22.598	236	22.361	187		35	2	1:29.771	45.571	130	22.490	236	21.710	187	
16	1	1:29.856	45.600	132	22.550	237	21.706	188		36	2	1:29.909	45.468	130	22.507	237	21.934	186	

ver: 1.0

www.adac.de/motorsport

Page 11/ 12 printed: 15.8.2020 14:13





ADAC GT Masters

Sector List Race 1

Provisional



Nürburgring, Length: 3629m

Air temperature: 23.99°C

Track temperature: 24.8°C

Weather condition: Dry

DMSB Reg. Nr.: R-11746/20

Saturday, August 15, 2020 13:05:00

Lap	Id	Time	SE1	SP1	SE2	SP2	SE3	SP3	TSP	Lap	Id	Time	SE1	SP1	SE2	SP2	SE3	SP3	TSP
17	1	1:34.417	45.835	132	22.518	236	26.064	58		37	2	1:29.710	45.406	131	22.461	237	21.843	187	
18	2	2:34.136	1:49.896	131	22.618	234	21.622	186		38	2	1:29.820	45.516	131	22.535	237	21.769	186	
19	2	1:29.517	45.499	131	22.319	237	21.699	185		39	2	1:30.290	45.810	131	22.489	237	21.991	186	
20	2	1:29.676	45.454	131	22.453	237	21.769	186											